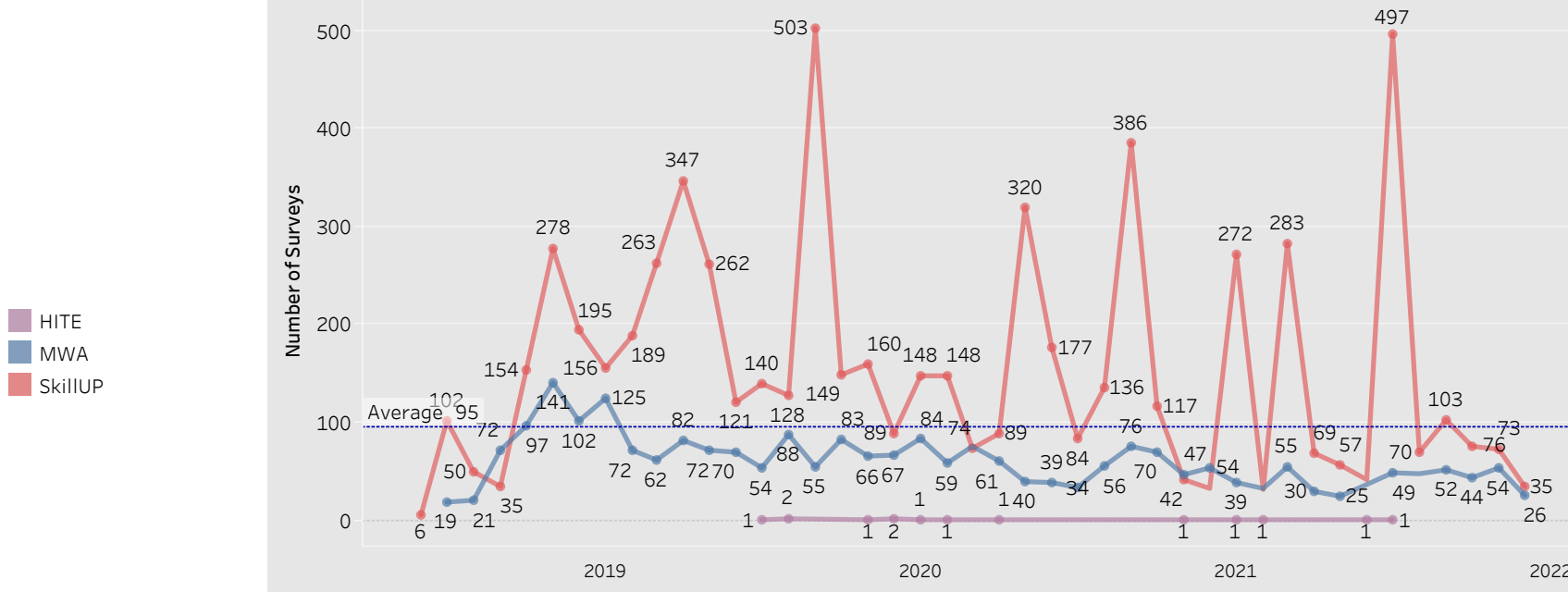
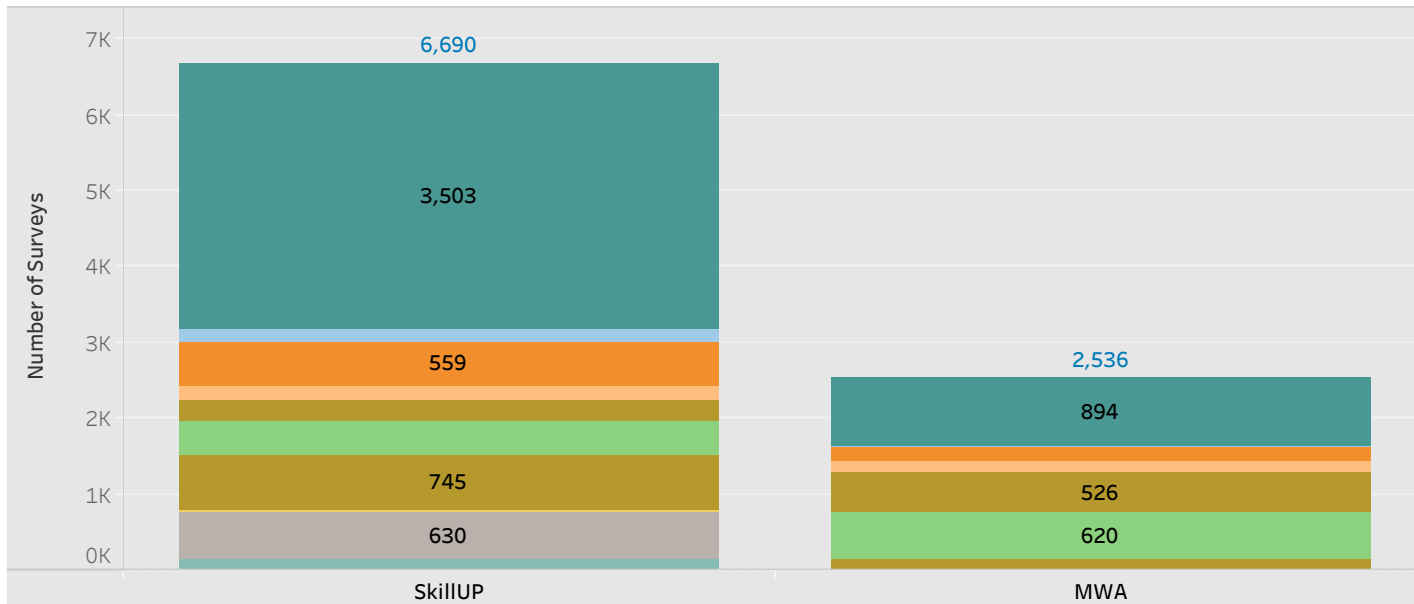


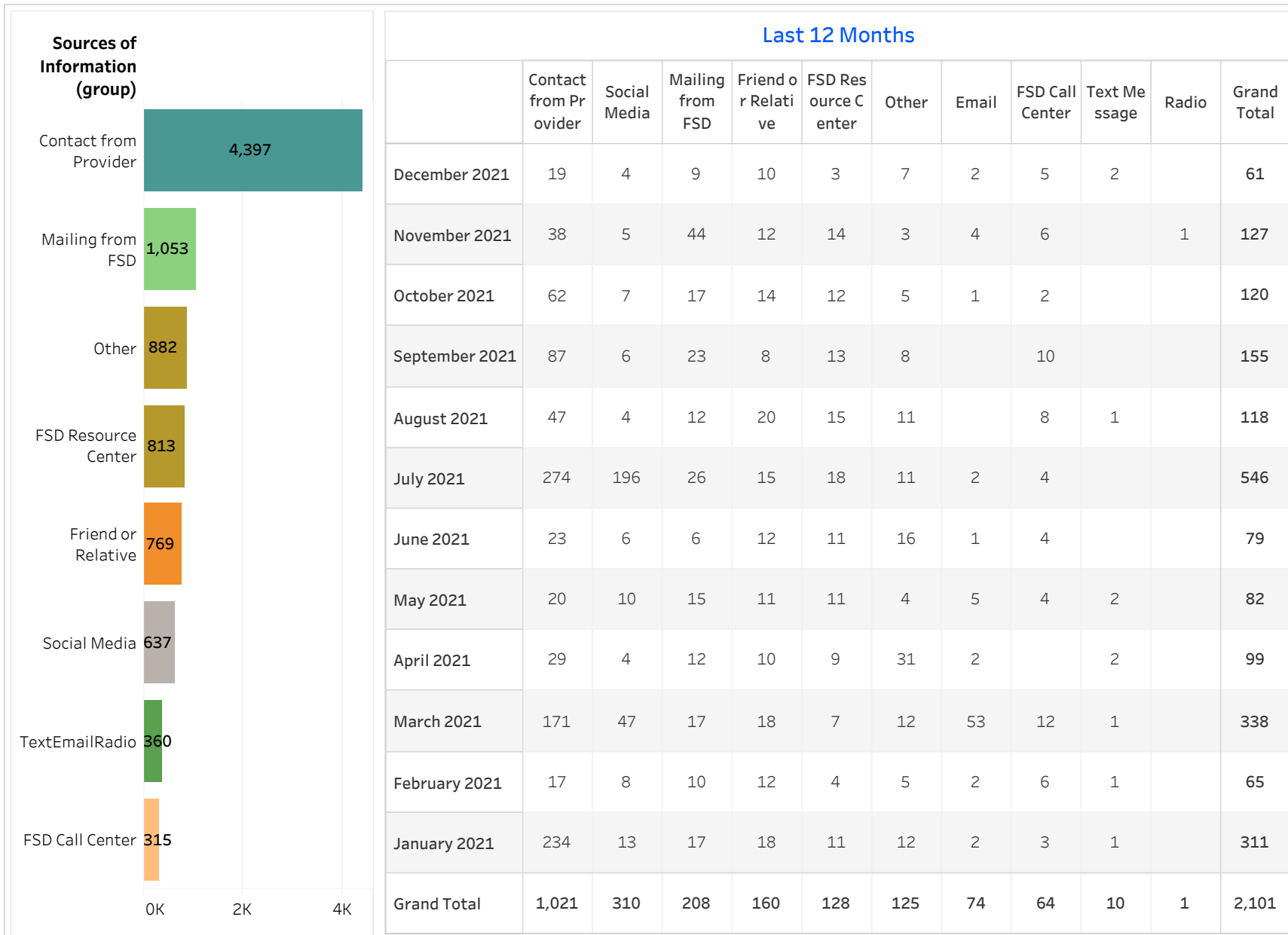
# E&T Engagement Effectiveness Survey Dashboard - By Program

## Sources of Information

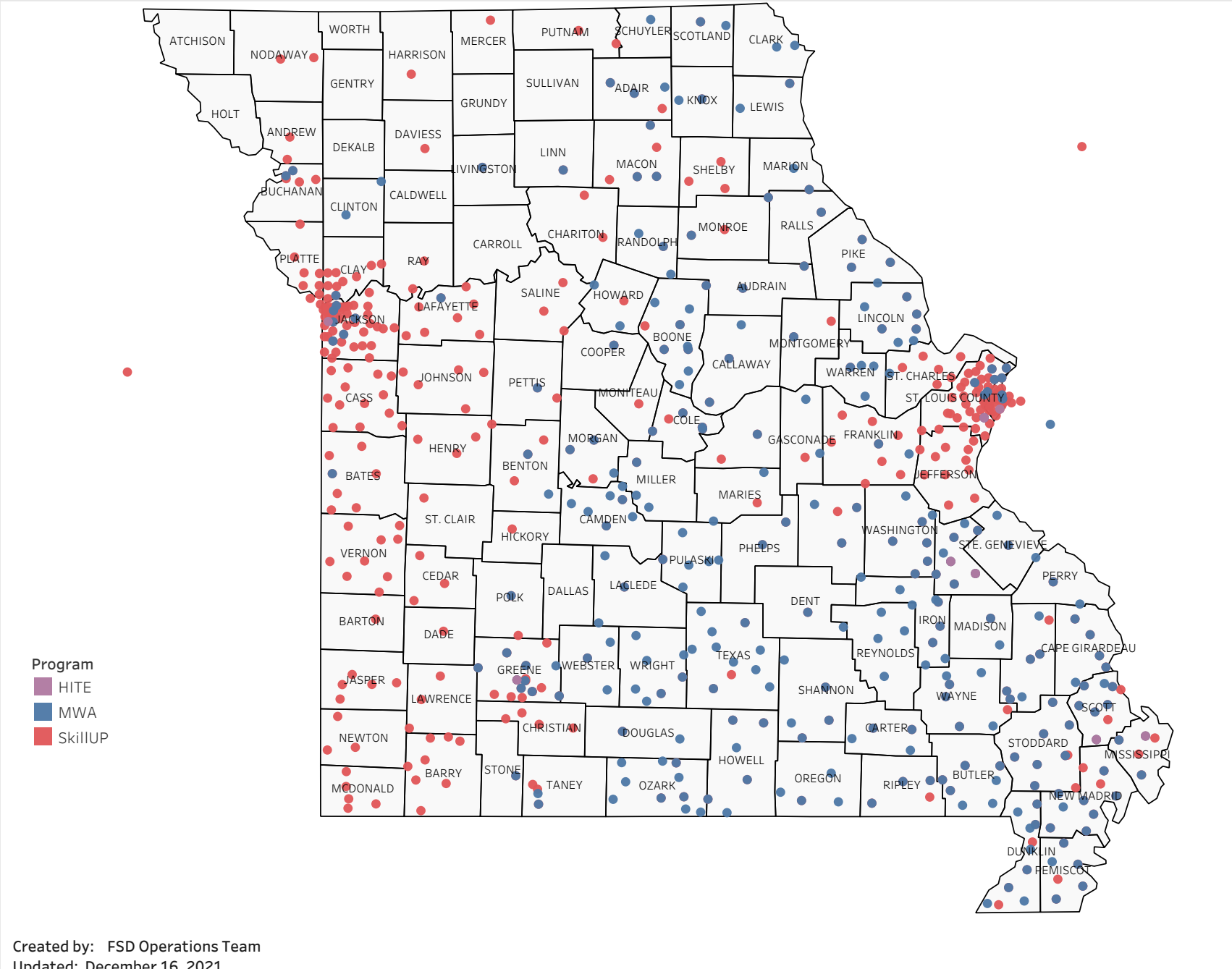
- Contact from Provider
- Email
- Friend or Relative
- FSD Call Center
- FSD Resource Center
- Mailing from FSD
- Other
- Radio
- Social Media
- Text Message



## E&T Engagement Effectiveness Survey Dashboard - By Sources

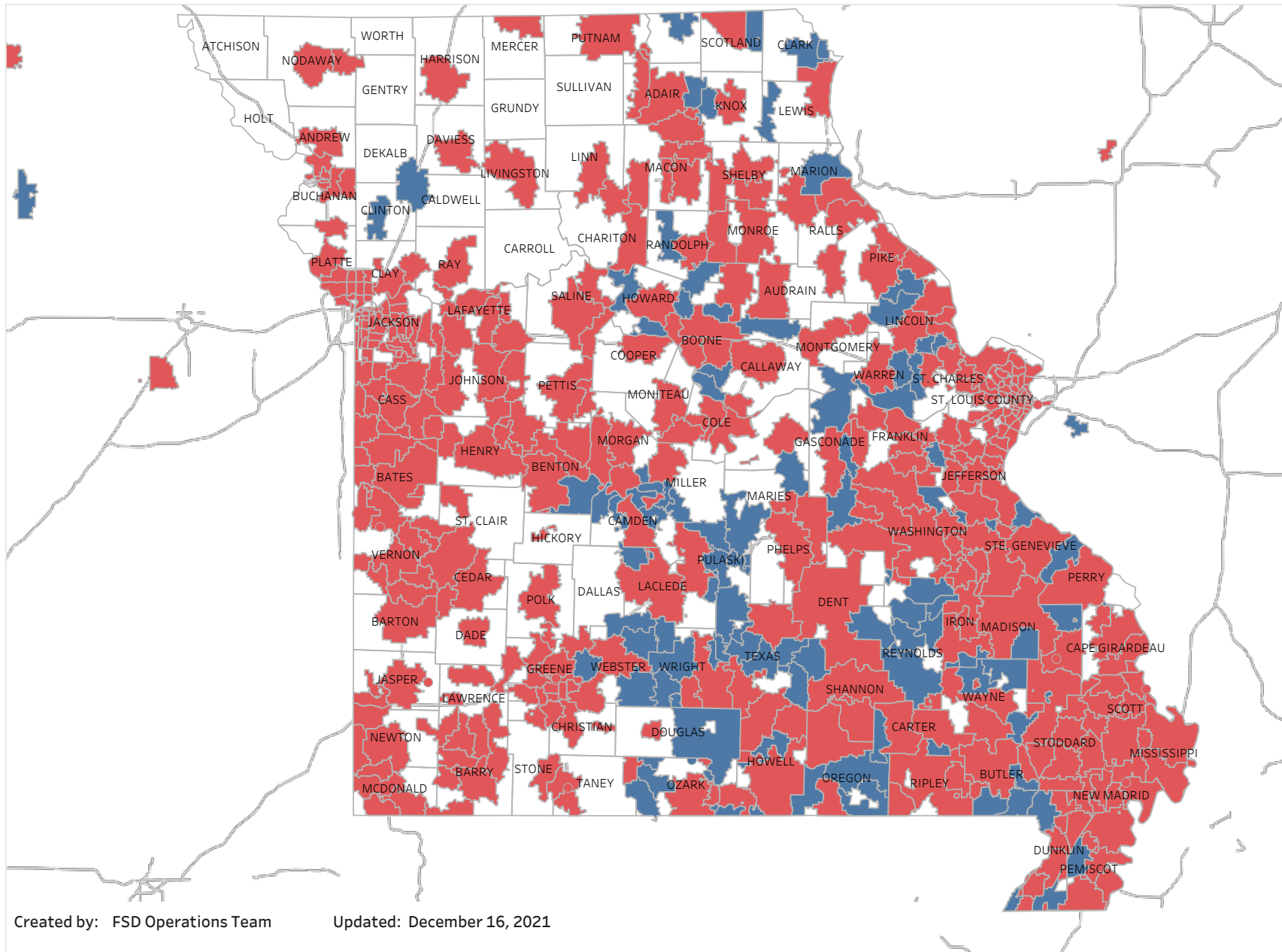


# Statewide Survey Map



This map is showing zip codes the E&T programs reached. The blue shade is showing MWA and red is for SkillUP. Click on the legend to see the full coverage by program.

■ SkillUP    ■ HITE    ■ MWA



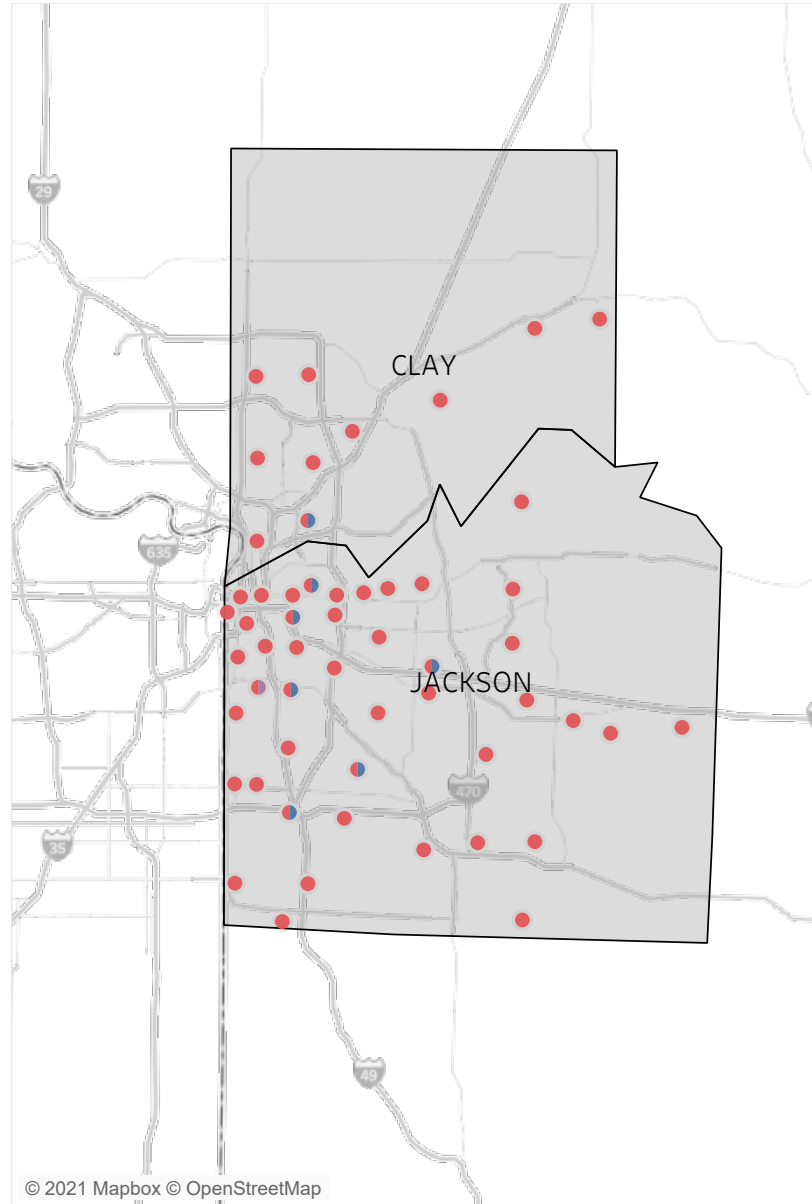
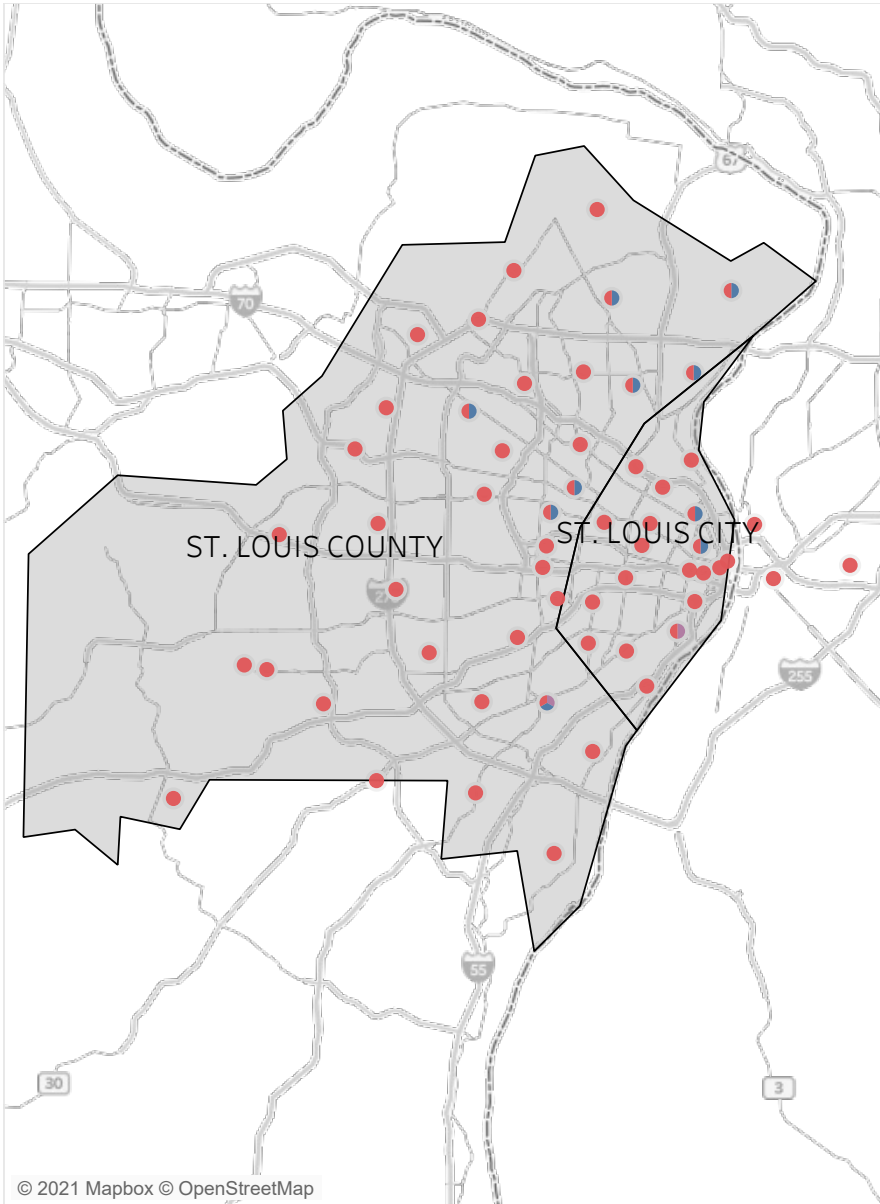
Created by: FSD Operations Team

Updated: December 16, 2021

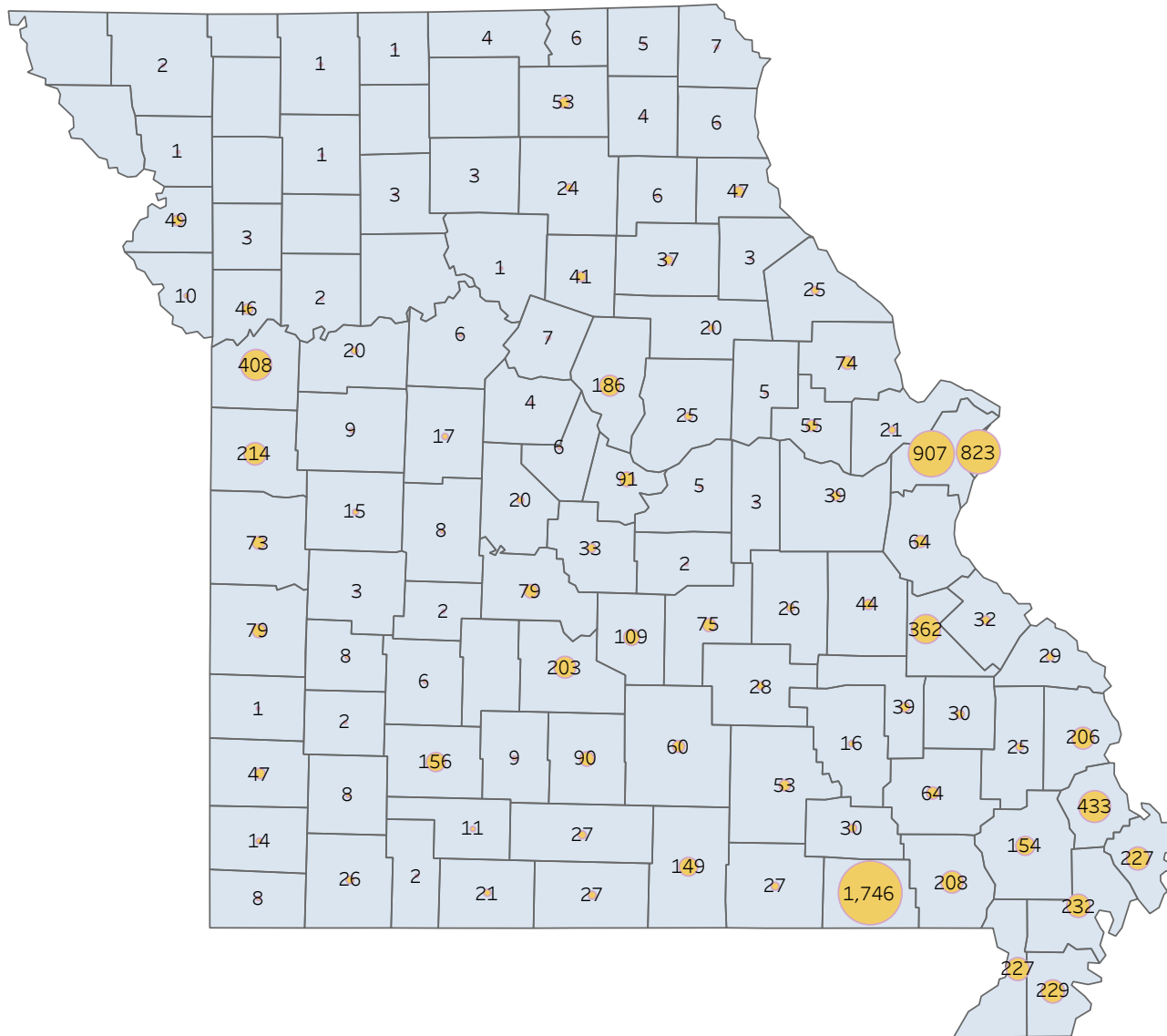
## Metropolitan Survey Map

Metro St. Louis E&T programs survey zip codes

Kansas City area E&T programs survey zip codes



# Survey counts



# Survey on Program Line

County Name	Program		Grand Total
	MWA	SkillUP	
Grand Total	2,536	6,690	9,240
RIPLEY	48	1,698	1,746
ST. LOUIS COUNTY	9	897	907
ST. LOUIS CITY	4	818	823
SCOTT	120	312	433
JACKSON	6	401	408
ST. FRANCOIS	274	80	362
NEW MADRID	50	182	232
PEMISCOT	27	202	229
DUNKLIN	57	170	227
MISSISSIPPI	51	175	227
CASS		214	214
BUTLER	173	35	208
CAPE GIRARDEAU	164	42	206
LACLEDE	150	53	203
BOONE	117	69	186
GREENE	39	116	156
STODDARD	51	103	154
HOWELL	117	32	149
PULASKI	108	1	109
COLE	30	61	91
WRIGHT	73	17	90
CAMDEN	57	22	79
VERNON		79	79
PHELPS	17	58	75
LINCOLN	69	5	74
BATES	1	72	73
JEFFERSON		64	64
WAYNE	53	11	64
TEXAS	57	3	60
WARREN	42	13	55
ADAIR	40	13	53
SHANNON	39	14	53
BUCHANAN	5	44	49
JASPER		47	47
MARION	25	22	47
CLAY	1	45	46
WASHINGTON	22	22	44
RANDOLPH	29	12	41
FRANKLIN	2	37	39
IRON	33	6	39
MONROE	4	33	37
MILLER	18	15	33

# Survey on Program Line

County Name	Program		Grand Total
	MWA	SkillUP	
STE. GENEVIEVE	31	1	32
CARTER	25	5	30
MADISON	24	6	30
PERRY	26	3	29
DENT	16	12	28
DOUGLAS	20	7	27
OREGON	26	1	27
OZARK	25	2	27
BARRY		26	26
CRAWFORD	6	20	26
BOLLINGER	8	17	25
CALLAWAY	12	13	25
PIKE	19	6	25
MACON	11	13	24
ST. CHARLES	2	19	21
TANEY	3	18	21
AUDRAIN	15	5	20
LAFAYETTE	2	18	20
MORGAN	7	13	20
PETTIS	1	16	17
REYNOLDS	15	1	16
HENRY	1	14	15
NEWTON		14	14
CHRISTIAN		11	11
PLATTE		10	10
JOHNSON		9	9
WEBSTER	6	3	9
BENTON	3	5	8
CEDAR		8	8
LAWRENCE		8	8
MCDONALD		8	8
CLARK	7		7
HOWARD	5	2	7
LEWIS	4	2	6
MONITEAU		6	6
POLK	3	3	6
SALINE		6	6
SCHUYLER	6		6
SHELBY		6	6
MONTGOMERY	2	3	5
OSAGE	1	4	5
SCOTLAND	4	1	5
COOPER	3	1	4



# Survey on Program Line

County Name	Program		Grand Total
	MWA	SkillUP	
KNOX	3	1	4
PUTNAM	1	3	4
CLINTON	3		3
GASCONADE	2	1	3
LINN	1	2	3
LIVINGSTON	2	1	3
RALLS	1	2	3
ST. CLAIR		3	3
DADE		2	2
HICKORY		2	2
MARIES	1	1	2
NODAWAY		2	2
RAY		2	2
STONE	1	1	2
ANDREW		1	1
BARTON		1	1
CHARITON		1	1
DAVISS		1	1
HARRISON		1	1
MERCER		1	1