

Missouri Department of Social Services
DIVISION OF YOUTH SERVICES

Annual Report Fiscal Year 2019



The logo features a stylized human figure with arms raised, rendered in blue and grey. To the right of this icon, the text "Missouri Department of" is written in a grey serif font, and "SOCIAL SERVICES" is written in a larger, bold, blue serif font.

Missouri Department of
SOCIAL SERVICES

Mission

We will lead the nation in building the capacity of individuals, families, and communities to secure and sustain healthy, safe, and productive lives.



Vision

Every young person served by Missouri DYS will become a productive citizen and lead a fulfilling life.



MICHAEL L. PARSON, GOVERNOR • JENNIFER TIDBALL, ACTING DIRECTOR

SCOTT A. ODUM, DIRECTOR
DIVISION OF YOUTH SERVICES
P.O. BOX 447 • JEFFERSON CITY, MO 65102-0447
WWW.DSS.MO.GOV • 573-751-3324 • 573-526-4494 FAX

Dear Reader:

Missouri's Division of Youth Services (DYS) is pleased to present our Annual Report for Fiscal Year 2019. Included in the report is an overview of agency operations, statistics regarding the young people and families served, and outcomes achieved during the period of July 1, 2018 to June 30, 2019.

In Fiscal Year 2019, DYS takes pride that nearly 59% of our students, 17 years of age or older, achieved a high school diploma or equivalent. The highest such mark since our program's inception. In coming years, DYS strives to surpass 60% completion. This is notable because sustained, successful transitions of DYS students into Missouri's communities are closely correlated with educational achievement.

In addition to improving our own operations, DYS is also excited to work with our peers from other states and foreign nations who have expressed a desire to replicate Missouri's model or improve their own.

We extend our appreciation to the Governor, Missouri Legislature, Department of Social Services, DYS Advisory Board, juvenile courts, community partners, liaison councils, families and our many volunteers and friends around the state. With their support and the dedication of the DYS team, young people served by Missouri DYS continue to successfully transition back into their communities at rates exceeding the national average.

Respectfully,

Scott A. Odum
Director

AUXILIARY AIDS AND SERVICES ARE AVAILABLE UPON REQUEST TO INDIVIDUALS WITH DISABILITIES

TDD / TTY: 800-735-2966

RELAY MISSOURI: 711

Missouri Department of Social Services is an Equal Opportunity Employer/Program.

TABLE OF CONTENTS

FISCAL YEAR 2019 EXECUTIVE SUMMARY	1
INTRODUCTION	2
COMMITMENT AND DEMOGRAPHIC INFORMATION	3
Total Commitments	3
Commitments by Gender	4
Commitments by Age	4
Commitments by Race and Gender	5
Commitments by Education Level	6
Commitments by Family Composition	6
Metropolitan versus Rural Commitments	7
Commitments by Region	7
Commitments by Offense Type	8
CASE MANAGEMENT AND TREATMENT SERVICES	11
Case Management System	11
Residential Facilities	12
Day Treatment	12
Community Care Services	12
Jobs Program	13
Health Care Services	13
Interstate Compact on Juveniles	15
Juvenile Court Diversion	15
FISCAL INFORMATION	17
Fiscal Year 2019 Expenditures	17
Residential Program Costs	17
OUTCOME INDICATORS	18
Discharges from DYS Custody	18
Recidivism and Law-Abiding Rates	19
Productive Involvement	20
Academic Achievement and High School Equivalency Success	21
CONCLUSION	21
APPENDICES	23
A: Fiscal Year 2019 Committing Offenses by Gender	24
B: Fiscal Year 2019 Facility Utilization	28
C: Fiscal Year 2019 Commitments by Circuit and County	29
D: Historical Timeline	33

FISCAL YEAR 2019 EXECUTIVE SUMMARY

- 513 youth were committed to the Division of Youth Services (DYS).
- 436 (85%) of youth committed were male; 77 (15%) were female.
- The average age of all committed youth was 15.2 years.
- The average DYS youth had attained 9.3 years of schooling at the time of commitment.
- 402 (28%) of all youth receiving DYS educational services during the year were identified as having an educational disability.
- 213 youth committed (42%) had a history of prior mental health services.
- 223 youth committed (44%) had a history of prior substance abuse involvement.
- 107 youth (21%) were committed for the most serious felonies (A/B).
- 253 youth (49%) were committed for less serious felonies (C/D/E).
- 113 youth (22%) were committed for misdemeanors and other non-felonies.
- 39 youth (8%) were committed for juvenile offenses.
- 191 (38%) of all committed youth were from single-parent homes.
- 311 (61%) youth were committed from metropolitan areas.
- 255 (59%) of DYS youth ages 17 or older had earned a high school diploma or a High School Equivalency (HSE) by the time of discharge.

INTRODUCTION

The Missouri Division of Youth Services (DYS) was created within the Department of Social Services (DSS) through the Omnibus State Reorganization Act of 1974. DYS provides services to youth committed to the division's custody by one of the 46 Missouri juvenile courts, and provides day treatment services to youth referred by other agencies and juvenile courts. The Missouri DYS vision is that every young person served will become a productive citizen and lead a fulfilling life.

The Missouri DYS has become a national model for providing a balanced approach to juvenile justice with an emphasis on community safety and rehabilitation. Rather than a traditional correctional model, DYS utilizes a therapeutic youth development approach. It focuses on prevention and early intervention for youth at the front-end of the system, and provides a comprehensive and fully integrated treatment approach for those who have progressed in the system and are at a greater risk of reoffending.

The division is committed to protecting the safety of Missouri citizens by providing individualized, comprehensive, needs-based services that ultimately enable youth to successfully reintegrate into their home and community. Small, regionalized, residential and non-residential programs and services are administered in five geographic regions: Northeast, Northwest, St. Louis, Southeast, and Southwest. The array of services and approaches in each region include:

- a continuum of community-based and residential treatment and education services;
- a case management system in which a single case manager follows a youth throughout his/her tenure in the agency;
- collaboration with local juvenile courts regarding early intervention and prevention efforts through the provision of diversionary funds;
- an emphasis on a humane, dignified, supportive, structured, and therapeutic climate;
- development of community-based partnerships;
- incorporation of treatment outcome and quality assurance components to evaluate efficiency and improve service delivery.

This annual report provides summary statistics about the youth committed to DYS as well as information regarding overall agency operations during fiscal year 2018, July 1, 2018 through June 30, 2019.

COMMITMENT AND DEMOGRAPHIC INFORMATION

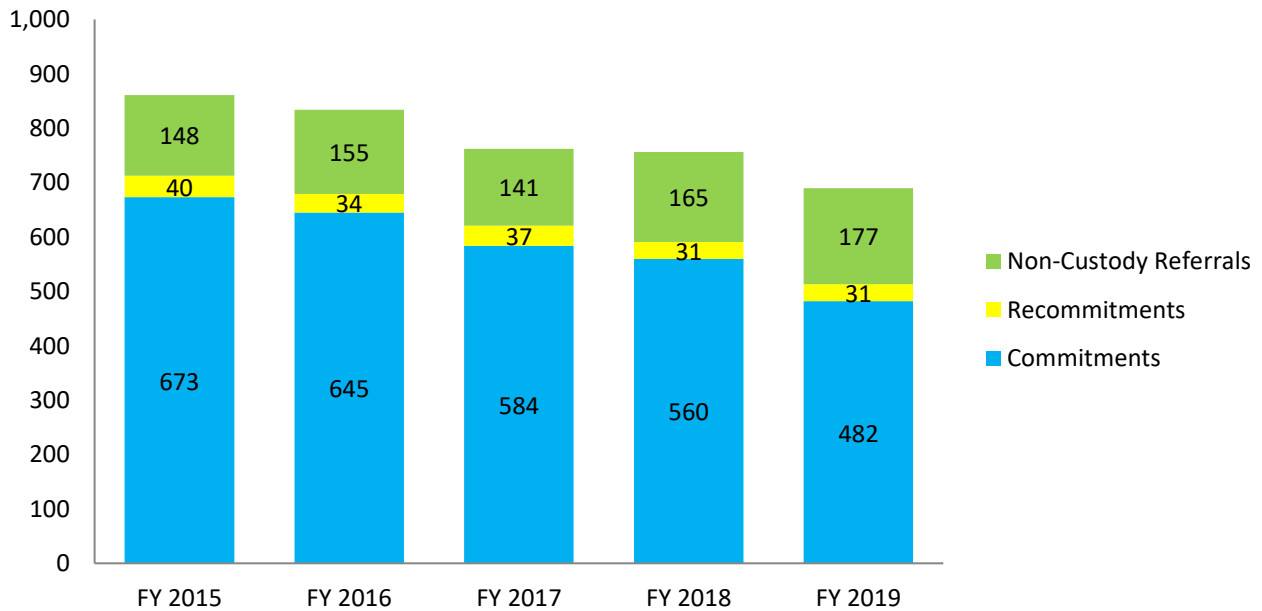
Total Commitments

Commitments to DYS are considered *custody referrals* as the division is given legal and physical custody of a youth within its system. Referrals from agencies such as the juvenile courts and the DSS Children’s Division are considered *non-custody referrals* as the youth are not formally committed to the custody of DYS. Non-custody referrals may receive services in the community care setting but cannot be placed in residential care. In FY 2019, there were 40 referrals from the Children’s Division and 137 from other agencies.

Dual jurisdiction cases are youth who are certified and simultaneously receive an adult and juvenile disposition in a court order of general jurisdiction. During FY 2019, four commitments and one recommitment were dual jurisdiction cases.

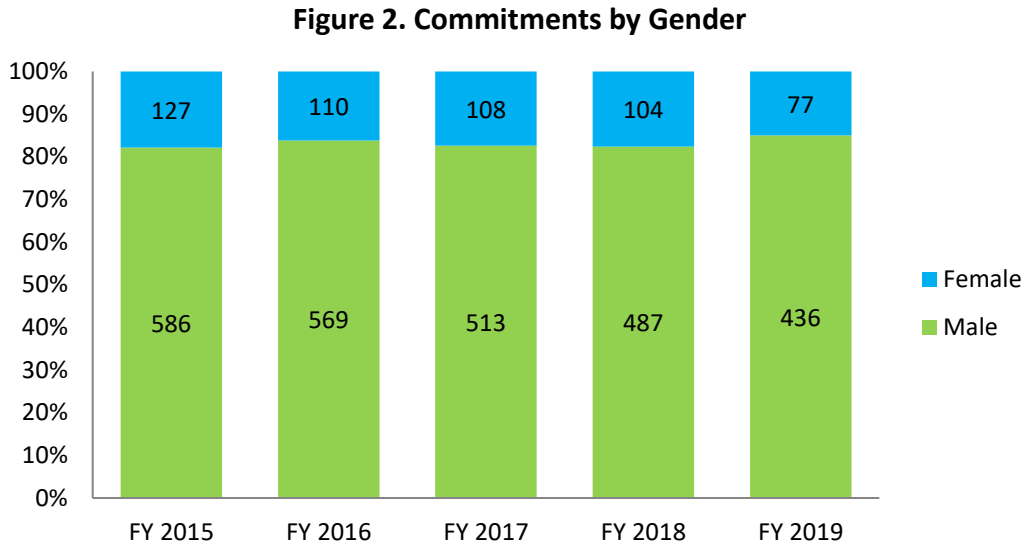
DYS commitments decreased in FY 2019 to 513. That total was 13% lower than in FY 2018, and 28% lower than in FY 2015. Non-custody referrals totaled 177 for the year, slightly higher than last year.

Figure 1. Commitments and Referrals



Commitments by Gender

The ratio of committed males to committed females has remained fairly consistent over the past five years. In FY 2019, 85% of commitments were male and 15% were female.



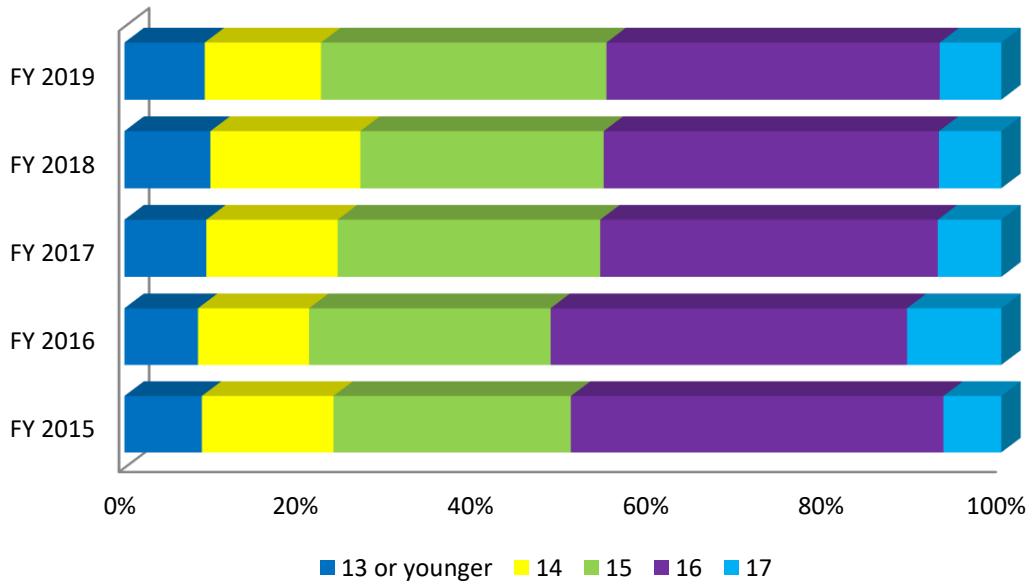
Commitments by Age

Over two-thirds of the youth were ages 15 or 16 at the time of commitment. The average age was 15.2. The distribution of commitment ages has remained fairly steady over the past five years.

Table 1. FY 2019 Commitments by Age and Gender

Age	Male	Female	Total	% of Total
Total	436	77	513	100.0%
12	5	2	7	1.4%
13	38	2	40	7.8%
14	54	14	68	13.3%
15	144	23	167	32.6%
16	163	32	195	38.0%
17	32	4	36	7.0%
<hr/>				
12, 13	43	4	47	9.2%
14, 15	198	37	235	45.8%
16, 17	195	36	231	45.0%

Figure 3. Commitments by Age

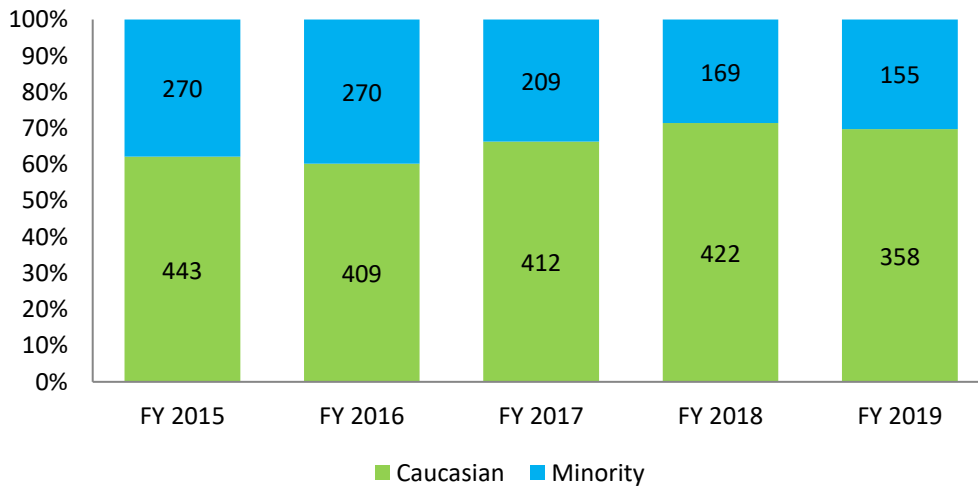


Commitments by Race and Gender

The majority of youth committed during FY 2019, 70%, were Caucasian. African-American youth accounted for 25%, and other races 5% of all commitments. Of total male commitments, 30% were of a minority race. Of female commitments, minorities accounted for 23%.

Based on U.S. Census data, 21% of Missouri’s population ages 12-17 were of a minority race. Minority commitments were higher at 30% in FY 2019.

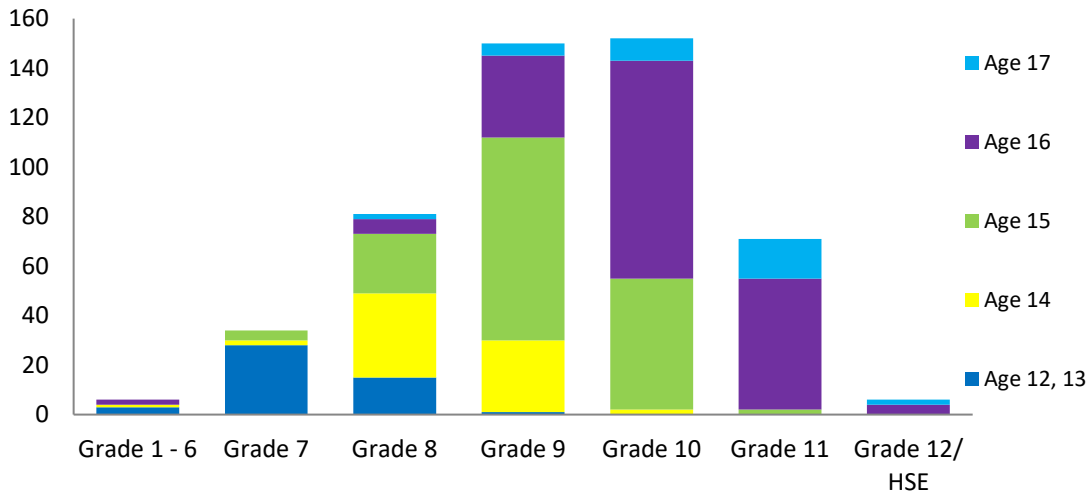
Figure 4. Commitments by Race



Commitments by Education Level

The average youth had attained 9.3 years of school at the time of commitment in FY 2019. Of committed youth, 29% were identified as having an educational disability. Of all youth served by DYS during FY 2019, 28% had an educational disability. This is higher than the 13.5% incidence rate of public school age children with educational disabilities for the 2018-2019 school year.

Figure 5. FY 2019 Commitments by Age and Grade

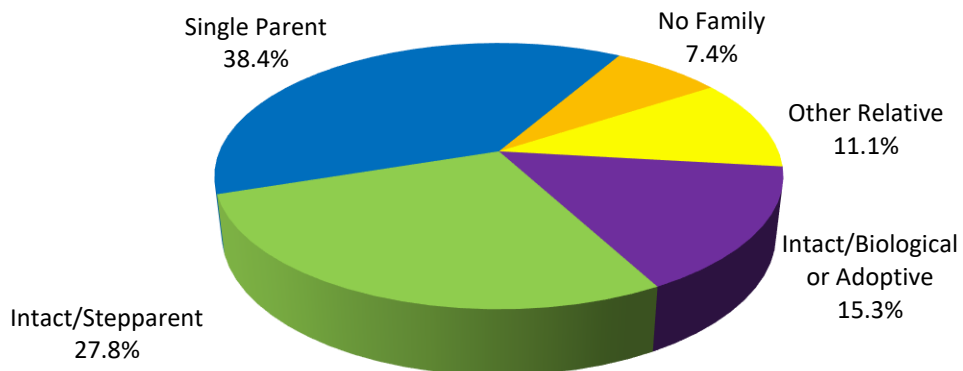


NOTE: Grade level data was unavailable for 13 youth.

Commitments by Family Composition

Most committed youth, 38%, came from single parent homes. A smaller number, 15%, resided in intact homes where both parents, biological or adoptive, were present.

Figure 6. FY 2019 Commitments by Family Composition

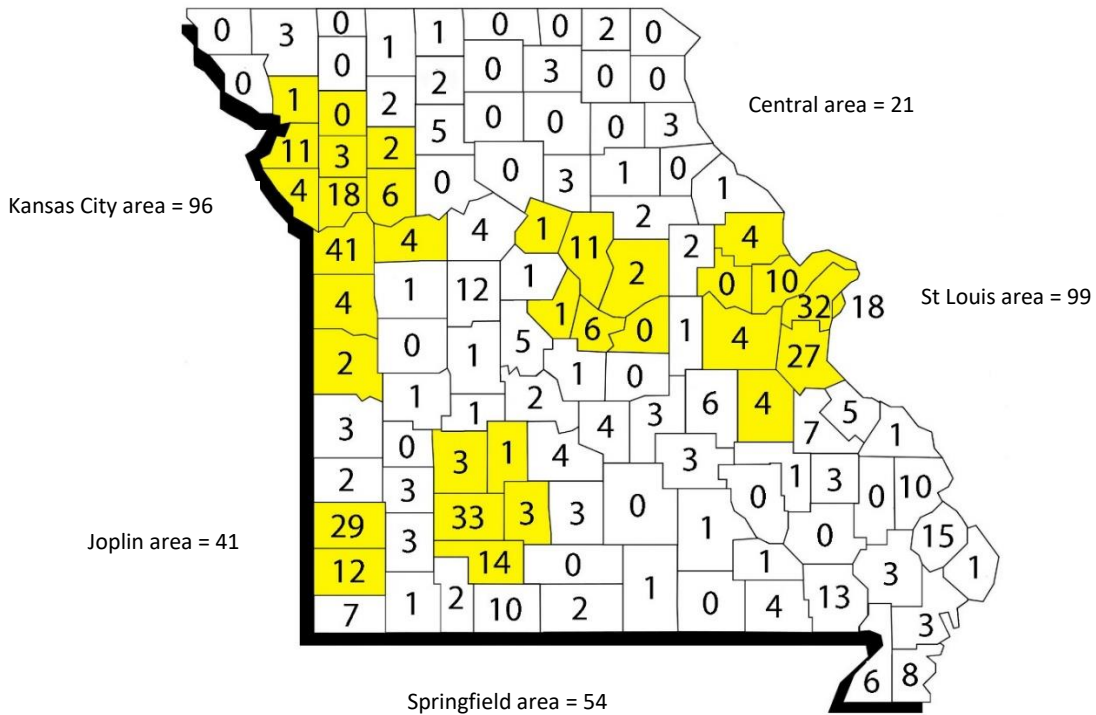


NOTE: Family composition was unavailable for 16 youth.

Metropolitan versus Rural Commitments

The majority of youth committed to DYS in FY 2019 resided in (60%) and were committed from metropolitan areas (61%).

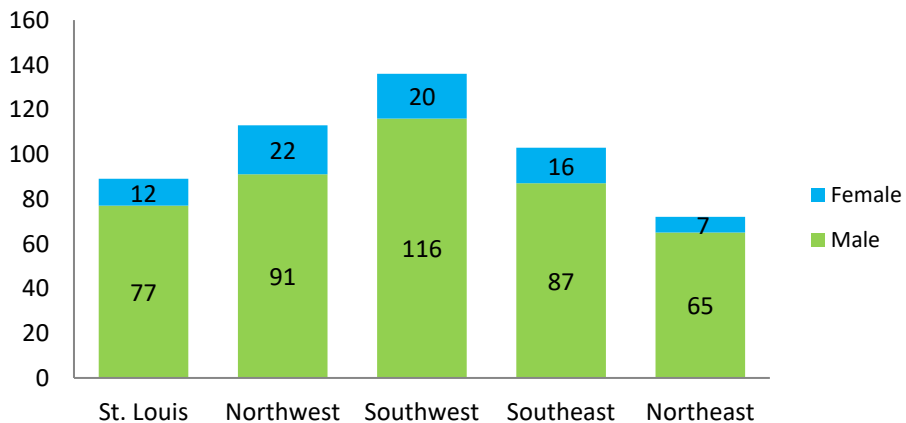
Figure 7. Commitments by County



Commitments by Region

Commitments in the Southwest and Northwest regions accounted for 49% of all commitments during FY 2019. Across regions, there was a higher proportion of female commitments in the Northwest and Southeast regions.

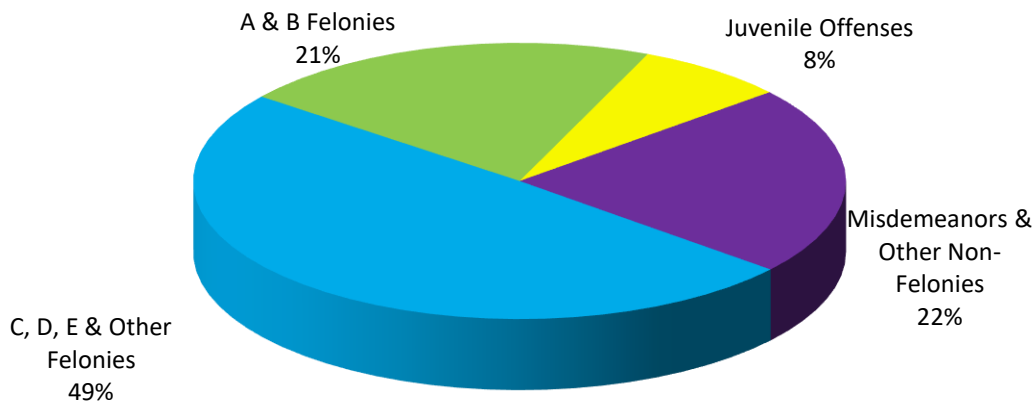
Figure 8. FY 2019 Commitments by Region and Gender



Commitments by Offense Type

In FY 2019, 21% of DYS youth were committed for the most serious crimes, including robbery and assault. Almost half of youth were committed for C, D, E and other felonies, such as tampering with a motor vehicle, possession of controlled substances and probation violations. Less serious crimes, including behavior injurious to self or others and court order violations, were committed by 30%.

Figure 9. FY 2019 Commitments by Offense Type



Male youth were more likely to be placed into DYS custody because of A or B felonies than females. Females were more likely than males to be committed for juvenile offenses.

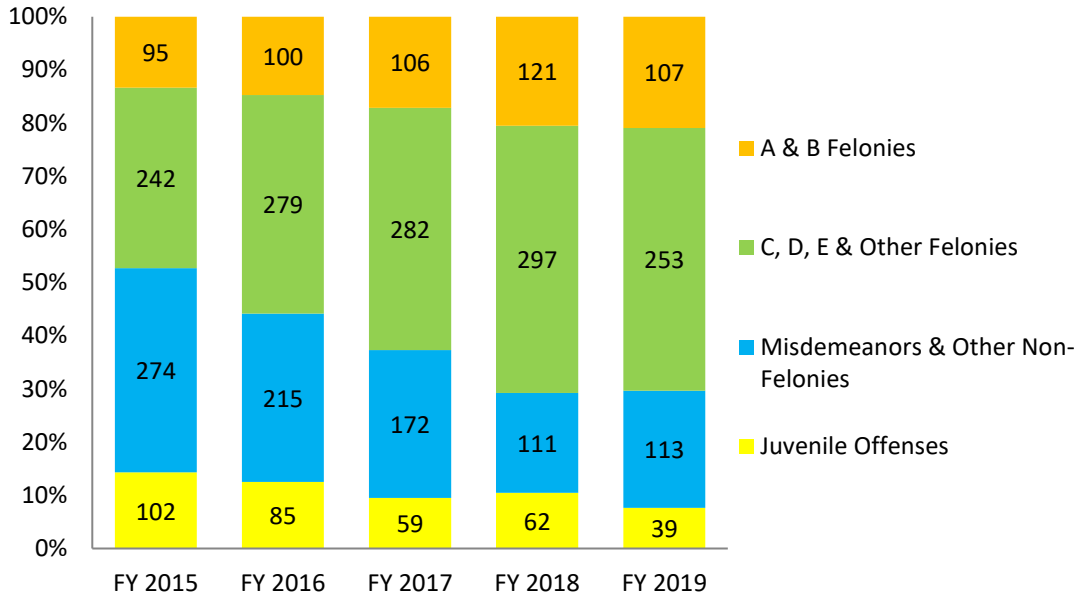
Table 2. FY 2019 Commitments by Offense Type and Gender

Offense Type	Male	% of Total	Female	% of Total	Total	% of Total
Total	435	100.0%	77	100.0%	512	100.0%
A & B Felonies	93	21.4%	14	18.2%	107	20.9%
C, D, E & Other Felonies	221	50.8%	32	41.6%	253	49.4%
Misdemeanors/Other Non-Felonies	91	20.9%	22	28.6%	113	22.1%
Juvenile Offenses	30	6.9%	9	11.7%	39	7.6%

NOTE: Committing offenses were unavailable for 1 youth.

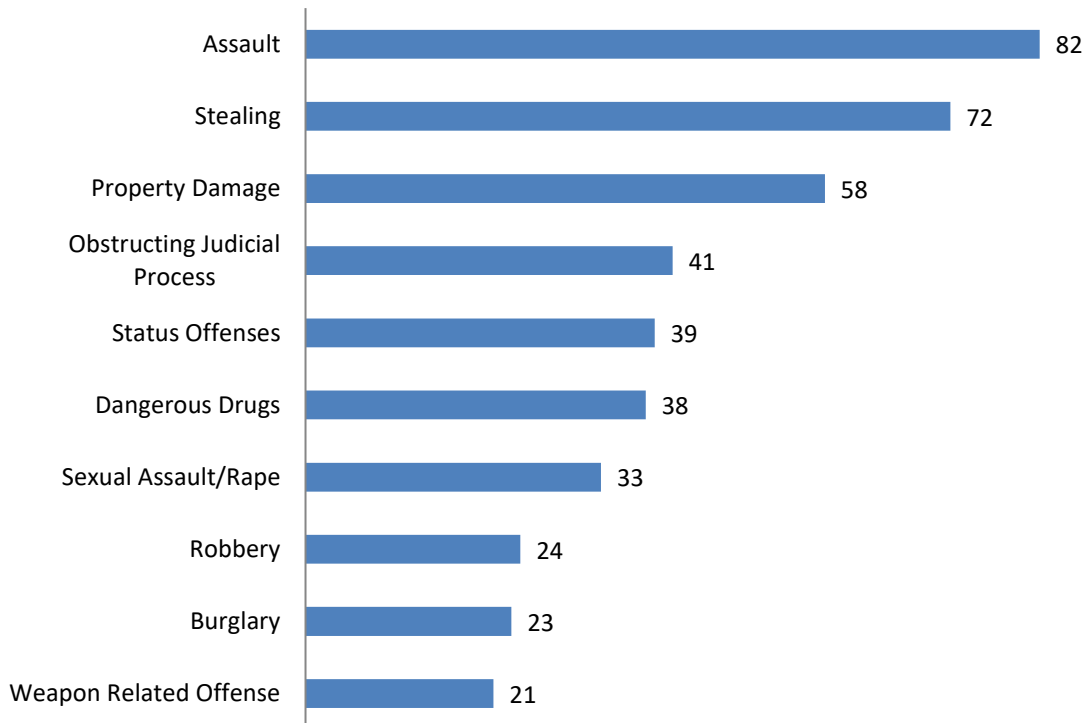
Over the past years, the percentage of youth committed for A or B felonies has increased. Felony committing offenses accounted for 47% in FY 2015 and 70% in FY 2019.

Figure 10. Commitments by Offense Type



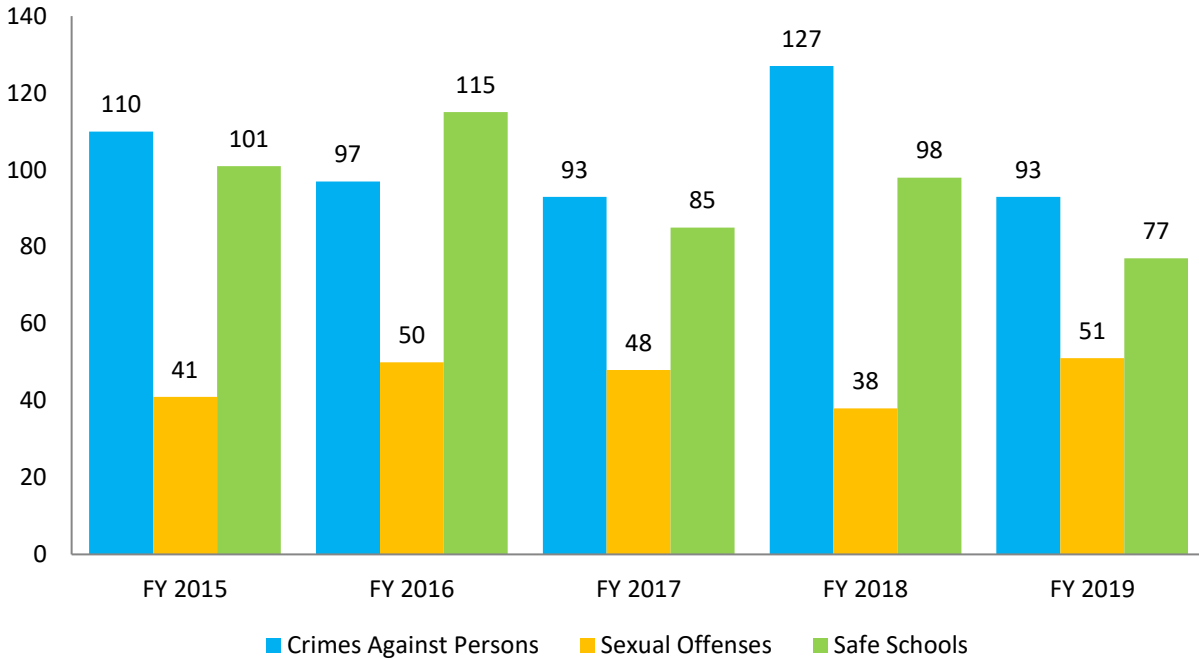
During FY 2019, the most common offenses for which youth were committed included assault, stealing, and property damage.

Figure 11. FY 2019 Top 10 Offenses



In Missouri, legislation such as the Juvenile Crime Bill in 1995 and the Safe Schools Act in 1996 targeted a variety of serious and juvenile offenses, including crimes against persons, sexual offenses and safe schools. Please note that the offense categories are not mutually exclusive as some crimes may be statutorily defined and included in more than one of the categories. Complete listings of the specific crimes in each of these categories can be found in Chapters 160, 565, and 566 of the Revised Statutes of Missouri.

Figure 12. Special Offense Categories



Note: The new Missouri Criminal Code took effect August 28, 2015. Safe School offenses were updated for this report, and counts rerun for prior fiscal years. Thus, prior fiscal year counts will not match previously published numbers for Safe Schools.

Youth retained under the jurisdiction and supervision of juvenile offices of the circuit courts, or certified, tried and convicted in an adult court of general jurisdiction are not within the purview of the Division of Youth Services.

CASE MANAGEMENT AND TREATMENT SERVICES

Case Management

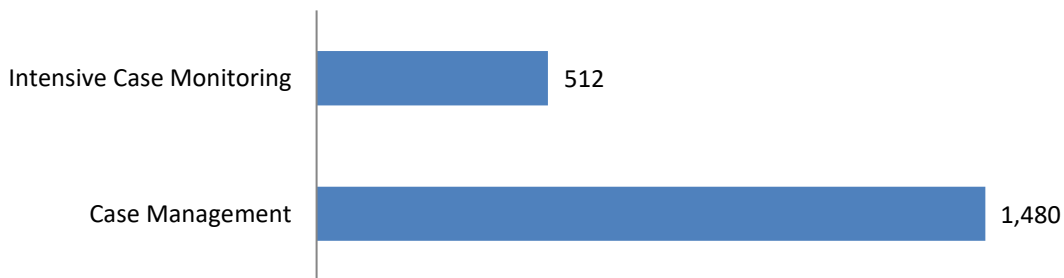
DYS continually modifies and refines its case management system to enhance assessment, treatment planning, and the coordination and monitoring of services for each youth and family. Service Coordinators are the primary link between DHS, the youth and family, and the local juvenile or family court. To increase availability to clients and communities, Service Coordinators are strategically placed in geographical locations in close proximity to the communities they serve. As such, frequent contact, resource development, civic involvement, and community interaction are more readily achieved.

Service Coordinators are responsible for ensuring that youth adhere to court orders, receive appropriate supervision, and meet expectations such as attending work, school, treatment, and participating in community service as appropriate. They perform comprehensive risk and need assessments which lead to the development of individualized treatment plans for each youth committed to DHS.

The Intensive Case Monitoring program is an important component of the overall DHS case management system. Through this program, Social Service Aides, known as “community mentors”, maintain consistent, frequent contact with DHS youth in aftercare or community care. Employed under the direction of the Service Coordinator, community mentors serve in a variety of capacities that enhance supervision, monitoring, and supportive functions. Beyond the clear benefits to the youth as a result of the frequent and consistent contact, attention, guidance and mentoring, the Social Service Aides are a cost-effective means to enhance supervision of the youth while reducing demands on caseloads of the Service Coordinators.

A total of 1,480 youth received DHS case management services during FY 2019. Additionally, 512 youth were served by the Intensive Case Monitoring program.

Figure 13. FY 2019 Youth Served by the Case Management System



Residential Facilities

Within the division there exists a continuum of residential facilities with community based, moderate care, and secure care programs. Regardless of the security level, an overall emphasis is placed on meeting the individualized psychosocial, educational, vocational, and medical needs of the youth in a dignified, structured, supportive, and therapeutic environment. Youth learn to recognize the various factors associated with their unhealthy decisions and to identify and implement appropriate and effective ways of meeting their needs while respecting the rights of others. Common treatment targets include communication and social skills development, problem solving, conflict resolution, substance abuse prevention, establishing healthy relationships, esteem enhancement, and victim empathy enhancement. Educational achievement and vocational skills are emphasized as well.

DYS operated 29 residential facilities with a total of 630 beds, and served 1,217 youth during FY 2019. See Appendix B, page 28, for budgeted bed space allocations and utilization statistics for each residential facility.

Day Treatment

DYS day treatment programs are primarily designed to divert lower-risk youth from residential placement, although these programs also provide an effective transitional service for youth re-entering the community following release from residential care. The day treatment programs allow for youth to receive community-based, structured, alternative educational programming. In addition to academic and vocational instruction, the day treatment programs incorporate psycho-educational groups and other treatment interventions.

Day treatment programs served 450 youth during FY 2019.

Community Care Services

Community Care is a network of interacting programs and services that offer assistance and supervision to both committed and non-committed DYS youth. Direct placement into Community Care provides an alternative to residential care. Community Care services are also offered to committed youth after release from a residential facility. These services work to reduce or eliminate factors that may have contributed to past offenses committed by the youth.

Table 3. Types of Community Care Services

Community Reparation	Family Therapy--DYS	Independent Living	Mentor Services
Contractual Care	Family Therapy--Purchased	Individual Counseling	Proctor Care
Day Treatment Education	Foster Care	Intensive Case Monitoring	Shelter--Emergency
Family Preservation	Group Counseling	Job Placement	Shelter--Temporary

Jobs Program

Efforts to provide youth with vocational skills and career guidance resulted in the development of what is referred to as the DYS Jobs Program, which was included as a promising program or policy initiative in a report by the National Youth Employment Coalition to the Annie E. Casey Foundation in 2000. This program allows Division youth to gain employment skills and receive minimum wage compensation. Many participating youth are able to earn vocational education credit through their experiences. In addition to job skills learned, wages earned from the Jobs Program enable youth to make restitution payments and contributions to the Crime Victims' Compensation Fund.

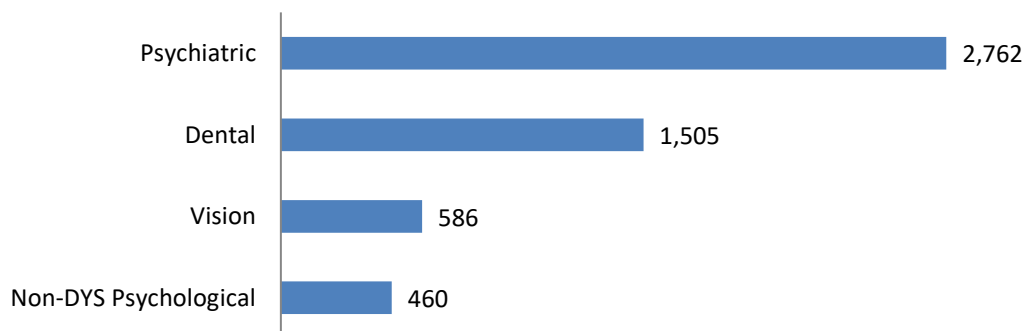
In FY 2019, a total of 301 youth were served by the Jobs Program with 95% of youth categorized as successful. For the purpose of this report, success in the Jobs Program refers to maintaining participation consistent with the employing agencies' philosophies, structure, expectations, and requisite level of occupational skill.

Health Care Services

Part of the needs-based philosophy to which DYS subscribes is the recognition of the medical well-being of youth in its care as a primary concern. Left untended, health care needs severely impair the therapeutic value of the other services offered. In FY 2001, the DYS commitment to meeting the health care needs of the youth was reflected in the formal and complete incorporation of the Healthy Children and Youth (HCY) screen for all youth in DYS residential care. HCY is a comprehensive, primary and preventative health care screening conducted by licensed health care professionals whose focus is to identify not only actual but also potential needs of the youth committed to DYS custody. In addition to a comprehensive health and developmental assessment, the HCY screen provides for anticipatory guidance, appropriate immunizations, laboratory testing, and hearing, vision, and dental screenings.

A total of 1,376 HCY screenings were conducted on DYS youth in residential programs during FY 2019. In addition, 598 immunizations were provided to committed youth.

Figure 14. FY 2019 Specialty Health Care Appointments



Youth residing in DYS residential programs, contractual programs, foster care and/or proctor care within managed care regions are enrolled in the Department of Social Services' MO HealthNet Managed Care program. All other DYS committed youth are provided medical care under state and federal Medicaid programs. In FY 2019, 745 youth were enrolled in Managed Care and 487 youth were enrolled in fee-for-service Medicaid programs.

DYS provided Managed Care or fee-for-service Medicaid care for:

- 4,895 specialty medical services;
- 97 substance abuse treatment services; and
- 123 psychiatric/psychological treatment services.

Above and beyond the HCY utilization, DYS made significant contributions toward ensuring the provision of comprehensive health care services for the youth committed to its custody. As identified by the Needs Assessment Scale, 23% of youth had serious to moderate health concerns, 69% had serious to moderate patterns or incidents of substance abuse, and 47% had diagnosed psychological/psychiatric disorders.

Table 4. FY 2019 Health/Medical Information for Youth Served by DYS

	Total Youth	% of Total
Health/Medical		
Serious to major physical handicap or medical condition	80	5.7%
Some to moderate health or medical concerns (including pregnancy or regular medication)	291	20.7%
Minor or no known health or medical concern	1,032	73.6%
Substance Abuse		
Serious to significant pattern of substance abuse, may have had prior treatment and/or diagnosis of chemical dependency	607	43.3%
Moderate to intermittent incidents of substance abuse	338	24.1%
Minimal or no known problems with substance abuse	458	32.6%
Mental Health		
Diagnosed psychological/psychiatric disorder but not receiving treatment	209	14.9%
Behavioral indicators of a psychological/psychiatric disorder, but has not been diagnosed	381	27.2%
Diagnosed psychological/psychiatric disorder and was receiving appropriate treatment	443	31.6%
No history of psychological/psychiatric disorder, and no indicators that an evaluation is needed	368	26.3%

Interstate Compact on Juveniles

Pursuant to RSMo. Chapter 219.016, the Division of Youth Services administers the Interstate Compact on Juveniles (ICJ). The ICJ provides for the courtesy supervision of youth who are residing in Missouri while on probation or parole from another state. It is also the means by which Missouri youth on probation or in DYS custody (considered parole for ICJ purposes) are placed in other states. In addition to interstate placement, the ICJ returns juvenile runaways, escapees, and absconders to their legal custodian (or agency of jurisdiction) in other states. Through ICJ, DYS also provides Airport Supervision (in the form of supervising runaways, escapees or absconders during layovers while en route to return to their home states) when requested.

Table 5. FY 2019 Interstate Compact Cases

	Probation	Parole
Entering MO, Opened	125	16
Entering MO, Closed	118	18
Exiting MO, Opened	28	30
Exiting MO, Closed	26	22
Travel Permits to MO	118	17
Travel Permits from MO	13	48
	Youth returned to MO	Youth returned to other states
Runaways *	33	18
Escapees	0	0
Absconders **	9	40
Delinquents ***	8	9
Total	50	67
Airport Supervision Requests		2

*Juvenile who has “run away” without consent of his/her legal guardian or agency having legal custody.

** Juvenile probationer or parolee who has “run away” from his/her placement.

*** Juvenile charged as delinquent.

Juvenile Court Diversion

Implemented in the late 1970’s, the Juvenile Court Diversion (JCD) program was designed to encourage the development of prevention services to at-risk youth at the local level in an effort to divert youth from commitment to DYS. The initial diversion program was directed at the more rural areas of the state where limited resources hindered the development of such initiatives. In later years, the Juvenile Court Diversion program was expanded to include more urban/metropolitan areas in these prevention efforts.

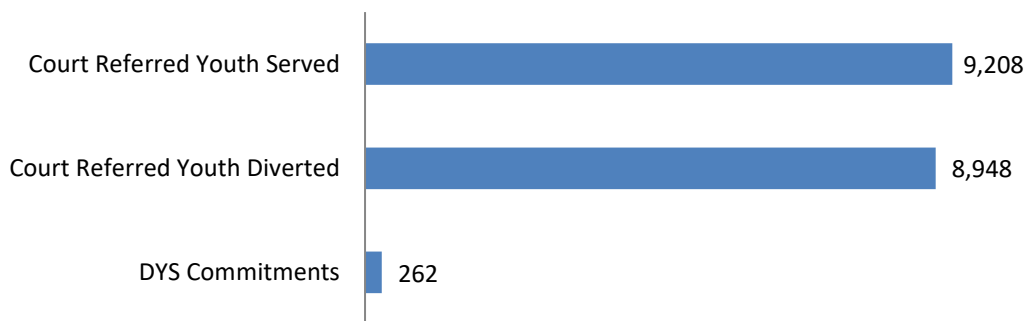
Missouri’s diversion programming was retitled “Youth, Family and Community JCD Program” in 2009. In FY 2019, the division continued its goal to fund early and intermediate services needed to prevent young people from committing repeated offenses and experiencing progressive contact with the juvenile justice system. Effective programs reduce the likelihood that youth will be committed to DYS by addressing gaps in services and strengthening court systems and program effectiveness at the local level.

Juvenile Court Diversion is a grant-in-aid program in which an annual announcement encourages juvenile and family courts to submit diversionary project proposals for funding consideration. The Division of Youth Services’ administrative staff ranks the project requests based on identification of trends, patterns and needs of youth in the community as they relate to court involvement, commitment and diversion issues.

The updated JCD program is modeled to reflect a results-based planning process designed to enhance strategic use of data and baseline information. The program promotes and encourages community and regional partnerships through meaningful involvement. The system also creates a level of healthy accountability and improved ways to measure success.

In FY 2019, 40 of the 46 juvenile circuits were awarded funding from the Juvenile Court Diversion program. The prevention and intervention programs funded involved accountability supervision, education services, and individual and family counseling and support services. Diversionary services were provided to 9,208 law violating youth referred to the local and participating juvenile and family courts. With respect to the goal of preventing less serious and status offenders from further penetrating the juvenile justice system, 8,948 law violating youth were successfully provided services within the local community.

Figure 15. FY 2019 Juvenile Court Diversion

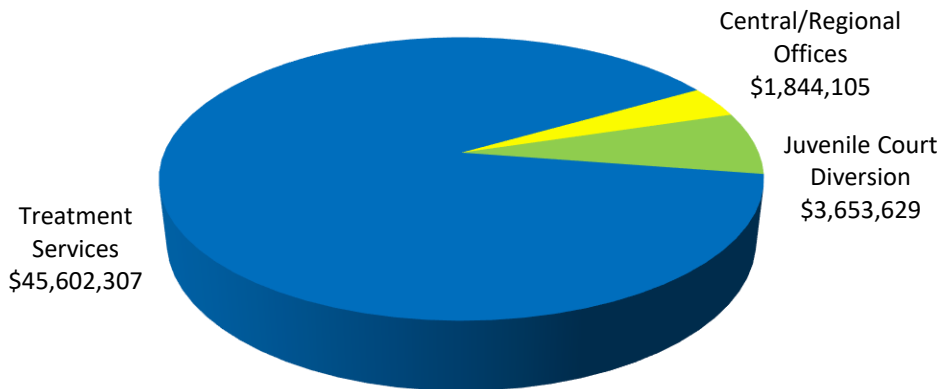


FISCAL INFORMATION

FY 2019 Expenditures

FY 2019 DYS expenditures totaled \$51.1 million. The majority of the overall budget was devoted to treatment services, which includes all aspects of treatment, educational, vocational, and other rehabilitative services. Prevention efforts in the form of Juvenile Court Diversion funding to assist the various juvenile and family courts throughout the state accounted for 7%, and 4% was utilized for administrative costs in the Central and Regional offices.

Figure 16. FY 2019 Expenditures



Residential Program Costs

Secure-care residential facilities are more costly to operate than community-based residential facilities because of the higher staff-to-youth ratios associated with increased levels of security. The rates for all residential programs are derived using all costs incurred by the program including, but not limited to, administrative, residential services/supplies, educational services/supplies, food, staff salaries, and fringe benefits. Rate exclusions include operational maintenance and repair expenditures.

Table 6. FY 2019 Residential Program Costs

Program	Per Diem	Annual Cost per Bed
Community Residential	\$194.83	\$71,111.47
Moderate Care	\$200.49	\$73,177.12
Secure Care	\$268.99	\$98,180.88

OUTCOME INDICATORS

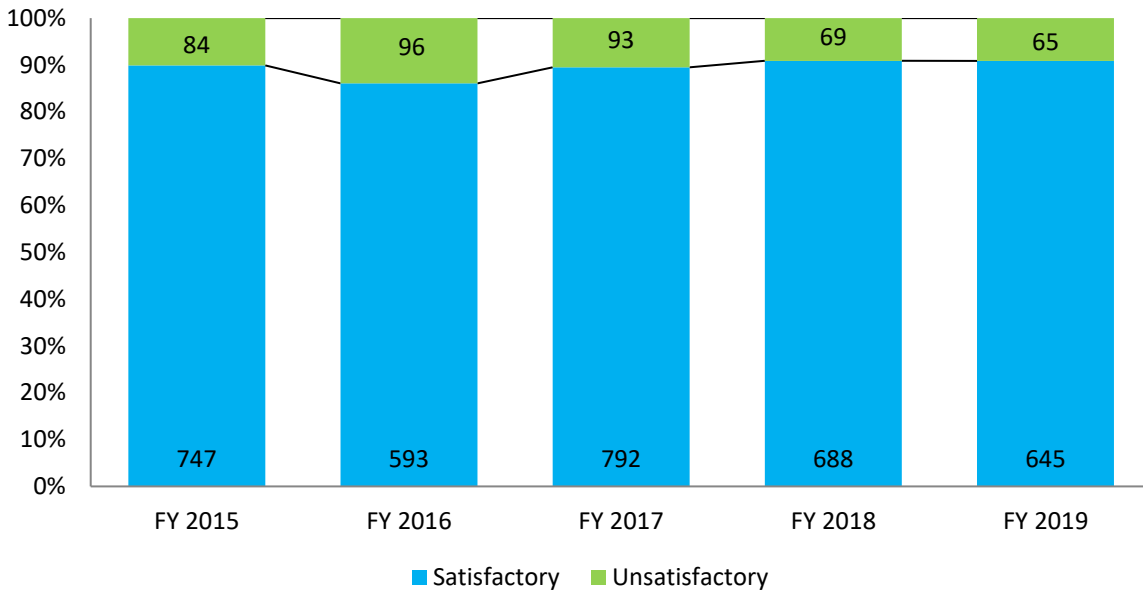
A variety of measures illustrate the positive effects of DYS interventions. Indicators included are satisfactory discharges, law-abiding rates and recidivism, academic achievement and GED attainment.

Discharges from DYS Custody

Satisfactory discharges include youth who either successfully completed the aftercare component following residential placement, successfully completed a residential program and were directly discharged, successfully completed community care or aftercare and required no residential placement, or enlisted in the military or Job Corps. Unsatisfactory discharges are coded for youth who were involved in further law violations and were subsequently adjudicated while on aftercare or under community care, were involved in further law violations which result in a new commitment to DYS, or absconded from residential placement or aftercare supervision and remained absent for a specified period beyond the minimum discharge date.

During FY 2019, a total of 710 youth were discharged from DYS custody and 645 were categorized as satisfactory. Only 65 discharges, or 9%, were considered unsatisfactory.

Figure 17. Discharges from DYS Custody



Recidivism and Law-Abiding Rates

For the purposes of this report, recidivism refers to those youth who either returned to DYS or became involved in the adult correctional system within a specified time period after release from DYS. Conversely, the law-abiding rate refers to the percentage of youth released from DYS custody that do not return to DYS or become imprisoned. Discharges do not include interstate compact youth.

Recidivism was low the first year after being discharged but increased the next two years. Still, over 70% of discharges remained law-abiding after three years and this has remained consistent over the past five years.

Table 7. Recidivism and Law-Abiding Rates

	FY 2018 Discharges One Year Later		FY 2017 Discharges Two Years Later		FY 2016 Discharges Three Years Later	
	#	% of Total	#	% of Total	#	% of Total
Discharged	636	100.0%	753	100.0%	640	100.0%
Recommitted	64	10.1%	65	8.6%	29	4.5%
Prison	4	0.6%	18	2.4%	27	4.2%
120-Day	3	0.5%	6	0.8%	8	1.3%
Probation	22	3.5%	80	10.6%	108	16.9%
Recidivism	94	14.6%	169	22.4%	172	26.9%
Law-Abiding	543	85.4%	584	77.6%	468	73.1%

Figure 18. Recidivism and Law Abiding

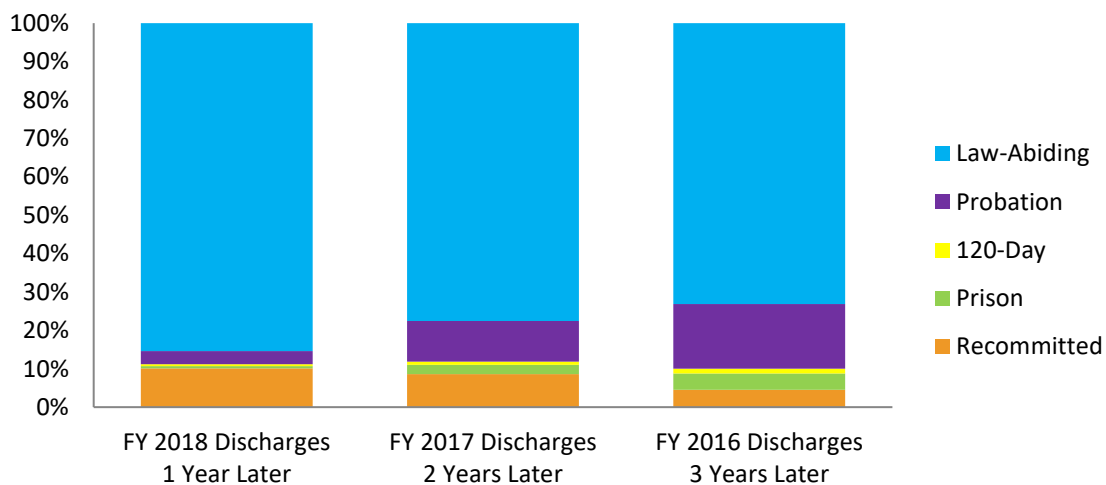
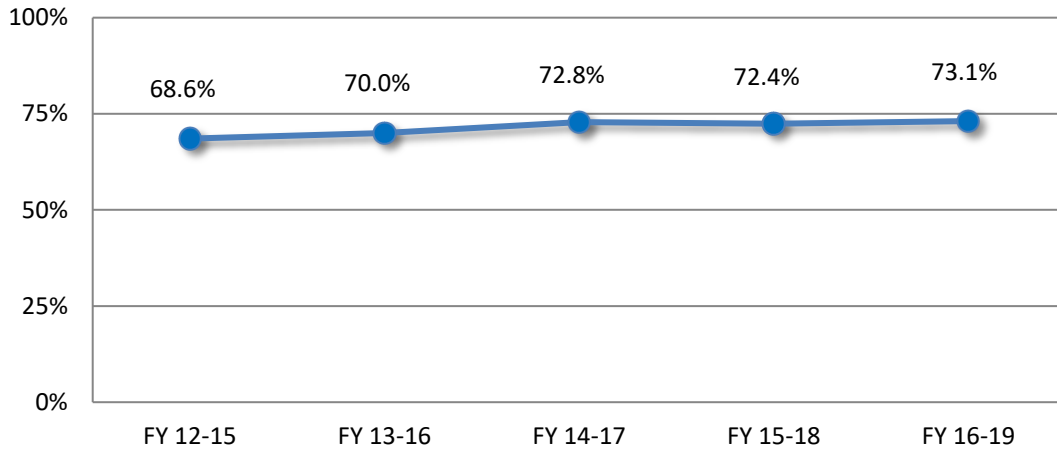


Figure 19. 3-Year Law Abiding Rate



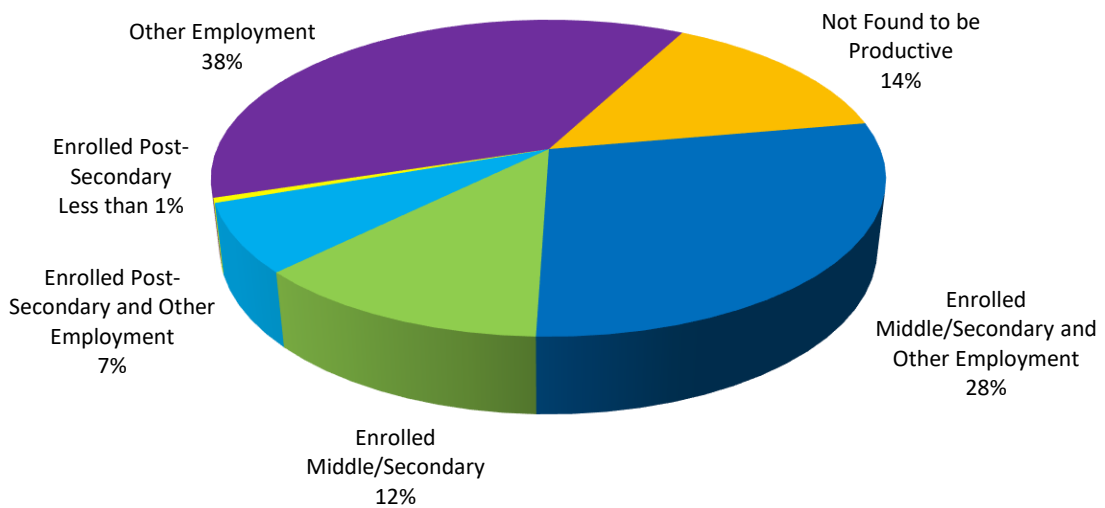
NOTE: Reflects a 3-year window after discharge from DYS.

Productive Involvement

A youth’s “Productive Involvement” in the community is assessed at time of discharge from DYS. Productive involvement assesses the educational involvement and involvement in employment opportunities, which may include apprenticeships or internships as well as full- or part-time employment.

Of all youth discharged during FY 2019, 86% were productively involved at the time of discharge.

Figure 20. FY 2019 Productive Involvement

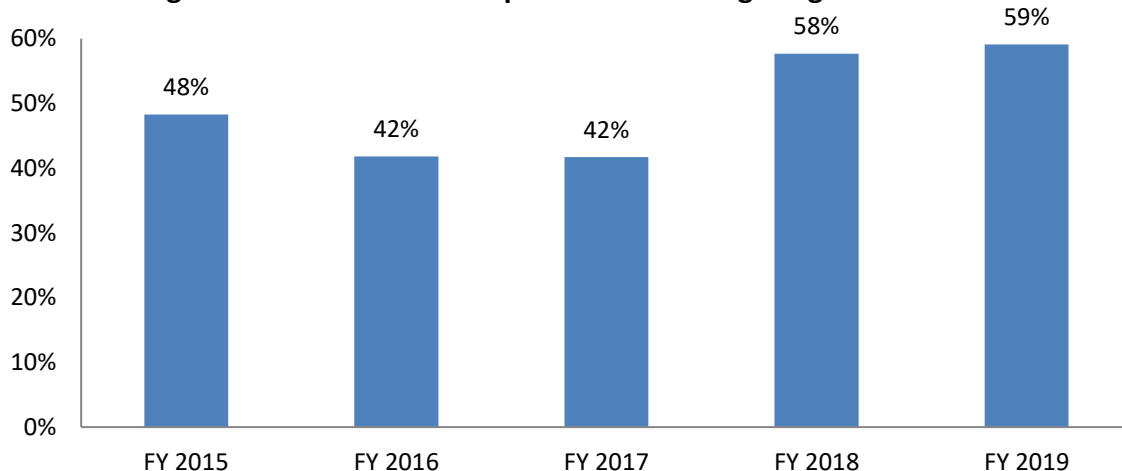


Academic Achievement and High School Equivalency (HSE) Success

Youth committed to DYS who completed both pre- and post-testing of the Woodcock-Johnson Psycho-Educational Battery-III demonstrated significant gains in academic growth during FY 2019. In terms of reading achievement, the majority of youth, 74%, progressed at a rate equal to or greater than the rate of growth exhibited by same-age peers. When examining writing and mathematics achievement, 78% of DYS youth progressed at a rate equal to or greater than the rate of growth exhibited by same-age peers. Overall, an average of 91% of DYS youth advanced academically.

In FY 2019, 122 DYS students met the requirements necessary to earn their high school diploma. There were also 216 attempts to obtain the HSE. Of those, 167 were successful, a 77% success rate. By the time of discharge in FY 2019, 52% of the youth age 16 and older had graduated from high school or obtained a HSE. Of those discharges ages 17 and older, 59% had either earned a high school diploma or a HSE.

Figure 21. Educational Completion of Discharges Ages 17 or Older



CONCLUSION

Missouri's Division of Youth Services remains committed to providing comprehensive, individualized, and needs-based services to the youth committed to its care. Various outcome indicators continue to demonstrate the success of the agency's balanced approach. The ongoing emphasis on improvement targets is essential to providing community safety and ensuring appropriate and quality programming.

This page is intentionally left blank.

APPENDICES

Appendix A. Fiscal Year 2019 Committing Offenses by Gender

Type	Offense	Female	Male	Total
Total A & B Felonies		14	93	107
Fel-A	Assault 1st Degree of Attempt	1	2	3
	Child Molestation - 1st Degree	0	1	1
	Distribution of a Controlled Substance in Protected Location	0	1	1
	Murder - 2nd Degree	1	3	4
	Robbery - 1st Degree	1	18	19
	Stealing	6	43	49
	Total A Felonies	9	68	77
Fel-B	Burglary - 1st Degree	1	4	5
	Child Molestation- 2nd Degree	0	3	3
	Child Molestation- 3rd Degree	0	1	1
	Delivery of Controlled Substance	2	2	4
	Domestic Assault - 1st Degree	0	1	1
	Endangering Welfare of a Child - 1st Degree	0	2	2
	Receiving Stolen Property	0	4	4
	Robbery - 2nd Degree	0	5	5
	Stealing - Motor Vehicle	2	1	3
	Theft - \$25,000 or more	0	1	1
	Voluntary manslaughter	0	1	1
	Total B Felonies	5	25	30
Total C, D, E and Unspecified Felonies		32	221	253
Fel	Probation Violation	7	17	24
	Sodomy or Attempted Sodomy	0	1	1
	Total Unspecified Felonies	7	18	25
Fel-C	Assault - 2nd Degree	0	3	3
	Burglary - 2nd Degree	0	4	4
	Child Molestation- 3rd Degree	0	1	1
	Delivery 35 grams or less Marijuana	0	1	1
	Endangering Welfare of a Child - 1st Degree	1	0	1
	Involuntary manslaughter	0	3	3
	Making a terrorist threat	0	1	1
	Possession Controlled Substance	4	14	18
	Possession of Child Pornography	0	4	4
	Property Damage - Intent to Steal	0	1	1
	Rape - 2nd Degree	0	1	1
	Sexual Abuse - 1st Degree	0	1	1

Appendix A. Fiscal Year 2019 Committing Offenses by Gender

Type	Offense	Female	Male	Total
C, D, E and Unspecified Felonies (continued)				
Fel-C	Sodomy - 2nd Degree	0	1	1
	Stealing of a Motor Vehicle - 1st offense	0	3	3
	Tampering with Motor Vehicle - 1st Degree	0	7	7
	Tampering with Motor Vehicle - 2nd Degree	1	2	3
	Tampering with Electronic Monitor Equipment	0	2	2
	Theft/Stealing of any Firearm	0	4	4
	Theft/Stealing Credit Card or Letter	1	0	1
	Use of Child in Sexual Performance	0	1	1
	Total C Felonies	7	54	61
Fel-D	Arson - 2nd Degree	0	1	1
	Assault - 2nd Degree	0	10	10
	Assault - 3rd Degree - Special Victim	0	2	2
	Assault - School Property	0	1	1
	Burglary - 2nd Degree	0	14	14
	Domestic Assault - 2nd Degree	2	0	2
	Failure to Appear	0	1	1
	Forgery	0	1	1
	Fraud Use Credit/Debit Device	0	1	1
	Property Damage - 1st Degree	0	2	2
	Rape - 2nd Degree	0	1	1
	Resisting Arrest	2	11	13
	Sexual Misconduct involving a Child Under 15	0	7	7
	Sodomy - 2nd degree	0	5	5
	Stealing - \$750 or more	0	1	1
	Stealing - All other property	0	1	1
	Stealing - Firearm/Explosive Weapon/Ammonium Nitrate	0	2	2
	Stealing - Physically take	0	2	2
	Stealing Related Offense - 3rd offense	0	3	3
	Tampering with Property	0	1	1
	Tampering with Electronic Monitor Equipment	2	3	5
	Tampering with Motor Vehicle - 1st Degree	4	15	19
	Tampering with Service of Utility or Institution - 1st Degree	0	2	2
	Terrorist Threat - 1st Degree	0	1	1
	Unlawful Use of Weapon	0	13	13
	Total D Felonies	10	101	111

Appendix A. Fiscal Year 2019 Committing Offenses by Gender

Type	Offense	Female	Male	Total
C, D, E and Unspecified Felonies (continued)				
Fel-E	Assault - 3rd Degree	4	10	14
	Child Molestation - 4th Degree	0	2	2
	Delivery of 35 grams or less of Marijuana	0	1	1
	Distribution of a Controlled Substance	1	0	1
	Domestic Assault - 3rd Degree	1	2	3
	Domestic Assault - 4th Degree	2	6	8
	Fraudulent Use of Credit/Debit Device	0	1	1
	Harassment - 1st Degree	0	2	2
	Incest	0	1	1
	Involuntary Manslaughter - 2nd Degree	0	1	1
	Knowingly Burning or Exploding	0	1	1
	Property Damage - 1st Degree	0	4	4
	Resisting/Interfering with Arrest	0	1	1
	Sexual Abuse - 2nd Degree	0	3	3
	Sexual Misconduct involving a Child Under 15	0	3	3
	Tampering with Property of Another - 2nd Degree	0	1	1
	Terrorist Threat - 2nd Degree	0	1	1
	Unlawful Possession of Drug Paraph Amphet/Meth	0	2	2
	Unlawful Use of Weapon	0	6	6
	Total E Felonies	8	48	56
Total Misdemeanors and Other Non-Felonies		22	91	113
Mis-A	Assault 4th Degree	7	18	25
	Domestic Assault - 3rd Degree	0	1	1
	Domestic Assault - 4th Degree	4	3	7
	Endangering Child - 2nd Degree	0	1	1
	Failure to appear	0	2	2
	Minor Visibly Intoxicated	0	1	1
	Misd-Possession up to 35 grams of Marijuana	0	5	5
	Peace Disturbance	1	1	2
	Possession/Manufacture/Sell Illegal Weapon	0	1	1
	Possession of Marijuana 10 grams or less	1	0	1
	Possession of Imitation Controlled Substance	0	2	2
	Probation/Parole Violation	2	3	5
	Resist/Interfere Arrest	0	1	1
	Sexual Abuse - 2nd Degree	0	8	8

Appendix A. Fiscal Year 2019 Committing Offenses by Gender

Type	Offense	Female	Male	Total
Misdemeanors and Other Non-Felonies (continued)				
Mis-A	Sexual Misconduct - 1st Degree	0	3	3
	Stealing	0	3	3
	Tampering with Property - 2nd Degree	0	1	1
	Tampering with Motor Vehicle - 2nd Degree	0	3	3
	Terrorist Threat - 3rd Degree	0	1	1
	Theft less than \$500	1	2	3
	Total A Misdemeanors	16	60	76
Mis-B	Peace Disturbance, First Offense	0	2	2
	Property Damage - 2nd Degree	2	10	12
	Sexual Misconduct - 1st Degree	0	6	6
	Trespass - 1st Degree	0	1	1
	Unlawful Use of a Weapon	0	1	1
	Total B Misdemeanors	2	20	22
Mis-C	Assault - 3rd Degree	0	1	1
	Assault - 4th Degree	1	0	1
	Private Peace Disturbance	0	1	1
	Sexual Misconduct - 2nd Degree	0	3	3
	Total C Misdemeanors	1	5	6
Mis-D	Possession of Marijuana 10 grams or less	0	2	2
	Stealing - less than \$150 and no Prior Stealing Offense	2	0	2
	Total D Misdemeanors	2	2	4
Ordinance	Probation Violation	1	1	2
	Property Damage	0	1	1
	Tampering	0	1	1
	Trespassing	0	1	1
	Total Ordinance Offenses	1	4	5
Total Juvenile Offenses		9	30	39
Juv	Behavior Injurious to Self/Others	4	8	12
	Beyond Parental Control	0	2	2
	Habitually Absent from Home	0	3	3
	Juvenile Formal Supervision/Technical Violation	0	2	2
	Status offense - other	0	1	1
	Truancy	2	2	4
	Violation of Valid Court Order	3	12	15

Note: Committing offenses were unavailable for one youth.

Appendix B. FY 2019 Facility Utilization

Facility	Number of Beds	Total Exits from Facility	Youth in Facility on 06/30/19	Total Youth Served in FY19 Per Facility
Babler Lodge	20	18	10	29
Bissell Hall	20	23	21	51
Camp Avery	20	25	25	49
Community Learning Center	10	21	12	34
Cornerstone	10	19	14	34
Datema House	10	26	8	36
Delmina Woods	10	24	0	23
Delmina Woods Short-Term	10	31	0	27
Discovery Hall	10	15	0	14
Fort Bellefontaine	20	26	20	52
Fulton Treatment Center	30	21	13	40
Gentry Facility (Cabool)	20	38	17	60
Girardot Center for Youth and Families	20	25	26	47
Hillsboro	20	6	10	19
Hogan Street	30	19	30	50
Langsford House	10	12	7	19
Lewis and Clark	10	10	9	24
Montgomery City Youth Center	20	15	11	27
Mount Vernon	30	46	31	87
New Madrid Bend	20	21	12	36
NW Regional Youth Center	30	38	26	59
Rich Hill Facility	20	38	12	54
Riverbend Treatment Facility	30	29	22	43
Rosa Parks Center	10	20	7	21
Sears Youth Center	50	64	62	130
Sierra Osage	20	35	15	37
Twin Rivers	20	21	18	39
Watkins Mill	50	60	40	96
Waverly	40	76	40	85
Wilson Creek	10	27	10	41

Appendix C. FY 2019 Commitments by Circuit and County

Circuit	County	Female	Male	Total
1	Scotland	0	2	2
2	Adair	0	3	3
3	Grundy	0	2	2
	Harrison	1	0	1
	Mercer	0	1	1
	Circuit 3 Total	1	3	4
4	Nodaway	1	2	3
	Circuit 4 Total	1	2	3
5	Andrew	0	1	1
	Buchanan	1	10	11
	Circuit 5 Total	1	11	12
6	Platte	0	4	4
7	Clay	6	12	18
8	Ray	1	5	6
10	Marion	0	3	3
	Monroe	0	1	1
	Circuit 10 Total	0	4	4
11	St Charles	1	9	10
12	Audrain	0	2	2
	Montgomery	0	2	2
	Circuit 12 Total	0	4	4
13	Boone	4	7	11
	Callaway	0	2	2
	Circuit 13 Total	4	9	13
14	Howard	0	1	1
	Randolph	0	3	3
	Circuit 14 Total	0	4	4
15	Lafayette	2	2	4
	Saline	2	2	4
	Circuit 15 Total	4	4	8
16	Jackson	3	38	41
17	Cass	2	2	4
	Johnson	1	0	1
	Circuit 17 Total	3	2	5

Appendix C. FY 2019 Commitments by Circuit and County

Circuit	County	Female	Male	Total
18	Cooper	0	1	1
	Pettis	2	10	12
	Circuit 18 Total	2	11	13
19	Cole	1	5	6
20	Franklin	0	4	4
	Gasconade	0	1	1
	Circuit 20 Total	0	5	5
21	St Louis County	4	28	32
22	St Louis City	1	17	18
23	Jefferson	6	21	27
24	Madison	0	3	3
	St Francois	1	6	7
	Ste Genevieve	0	5	5
	Washington	1	3	4
	Circuit 24 Total	2	17	19
25	Phelps	1	2	3
	Pulaski	0	4	4
	Circuit 25 Total	1	6	7
26	Camden	0	2	2
	Laclede	0	4	4
	Miller	0	1	1
	Moniteau	0	1	1
	Morgan	0	5	5
	Circuit 26 Total	0	13	13
27	Bates	0	2	2
	St Clair	0	1	1
	Circuit 27 Total	0	3	3
28	Barton	1	1	2
	Dade	1	2	3
	Vernon	1	2	3
	Circuit 28 Total	3	5	8
29	Jasper	2	27	29
30	Benton	0	1	1
	Dallas	0	1	1
	Hickory	0	1	1
	Polk	1	2	3
	Webster	0	3	3
	Circuit 30 Total	1	8	9

Appendix C. FY 2019 Commitments by Circuit and County

Circuit	County	Female	Male	Total
31	Greene	3	30	33
32	Cape Girardeau	1	9	10
	Perry	0	1	1
	Circuit 32 Total	1	10	11
33	Mississippi	1	0	1
	Scott	5	10	15
	Circuit 33 Total	6	10	16
34	New Madrid	0	3	3
	Pemiscot	0	8	8
	Circuit 34 Total	0	11	11
35	Dunklin	2	4	6
	Stoddard	0	3	3
	Circuit 35 Total	2	7	9
36	Butler	1	12	13
	Ripley	2	2	4
	Circuit 36 Total	3	14	17
37	Carter	0	1	1
	Howell	0	1	1
	Oregon	0	1	1
	Circuit 37 Total	0	3	3
38	Christian	5	9	14
39	Barry	0	1	1
	Lawrence	0	3	3
	Stone	0	2	2
	Circuit 39 Total	0	6	6
40	McDonald	2	5	7
	Newton	1	11	12
	Circuit 40 Total	3	16	19
42	Crawford	1	5	6
	Dent	0	3	3
	Iron	0	1	1
	Circuit 42 Total	1	9	10
43	Caldwell	0	2	2
	Clinton	1	2	3
	Daviess	1	1	2
	Livingston	0	5	5
	Circuit 43 Total	2	10	12

Appendix C. FY 2019 Commitments by Circuit and County

Circuit	County	Female	Male	Total
44	Ozark	0	2	2
	Wright	1	2	3
	Circuit 44 Total	1	4	5
45	Lincoln	0	4	4
	Pike	0	1	1
	Circuit 45 Total	0	5	5
46	Taney	2	8	10
	Statewide	77	434	511

There were no commitments from Circuit 9 or 41.

Committing county was unavailable for 2 male youth.

Appendix D. Historical Timeline -- Significant Events Shaping the Evolution of the Division of Youth Services

- 1889 – Training School for Boys in Boonville and the Training School for Girls in Chillicothe established.
- 1926 – Training School for Negro Girls at Tipton was opened.
- 1946 – The State Board of Training Schools was established in accordance with provisions of the 1945 Constitution. This represented a change from penal institutions to educational training schools for youth.
- 1948 – Legislation established indeterminate sentencing, age ranges (12 years through 26 years for boys and 12 years through 20 years for girls) and aftercare.
- 1948 – Governor Donnelly’s “midnight raid” on Training School for Boys. After two youth were killed by violent offenders, the Governor and a convoy of armed officers removed 71 boys and transferred them to the state penitentiary. The Governor dismissed the entire board.
- 1948 – Wendall E. Sears, Director (1948-1971)
- 1954 – Desegregation of Reception
- 1956 – Training School for Negro Girls closed and consolidated with the Training School for Girls in Chillicothe.
- 1957 – Juvenile Code (or Unified Juvenile Court Act) passed—made the court a “treatment center rather than a punishment center.” Bestowed exclusive juvenile court jurisdiction over delinquency, abuse and neglect, status offenses and adoption. Established blueprint for further development of custody and placement alternatives.
- 1962 – Camp Avery Park Camp was opened where boys could be placed in a less institutional environment.
- 1964 – Watkins Mill Park Camp was opened to further the movement toward “non-institutional” services for delinquent youth.
- 1970’s – Systematic agency planning for de-emphasis of large rural institutions and establishment of smaller treatment facilities. Aftercare services expanded.
- 1970 – W. E. Sears Youth Center opened as an expansion of smaller non-institutional environments for youth.
- 1971 – Frederick O. McDaniel, Director (1971-1975)
- 1971 – DYS Advisory Board reappointed.
- 1972 – First Group Homes established, first DYS venture into the community.

Appendix D. Historical Timeline -- Significant Events Shaping the Evolution of the Division of Youth Services

- 1974 – The Omnibus Reorganization Act created the Division of Youth Services within the Department of Social Services. Age ranges were changed to 12 through 17 for both boys and girls.
- 1974 – Group treatment approach adopted as the primary treatment modality.
- 1975 – Scope of responsibility was broadened to include prevention services, comprehensive training programs, consultation, and information services to non-DYS agencies, technical assistance to local communities, and a statewide data information system. DYS Advisory Board expanded to 15 members.
- 1975 – Max Brand, Director (1975-1978)
- 1975 – Initial stages of re-organization with the Five Year Plan. The plan called for the closing of the training schools, expansion of community-based services, delinquency prevention programs, staff development and training, improved quality of programs, better education for youth, and effective research and evaluation.
- 1975 – The Department of Elementary Education authorized to set educational standards for the Division of Youth Services as it has in its administration of the public school system. DYS schools become accredited.
- 1976 – Short-term programs provide alternatives to long-term institutional care developed at Camp Pa-He-Tsi (later Green Gables Lodge) at Osage Beach and Group Home 6 in Springfield (Wilson Creek Group Home).
- 1978 – Frederick O. McDaniel, Director (1978-1979)
- 1979 – Keith Schafer, Director (1979-1981)
- 1980's – Continuation of agency's direction toward regionalization and an expansion of the continuum of treatment. Regionalized treatment facilities continue to absorb youth from the Training Schools.
- 1980 – Juvenile Court Diversion program established.
- 1981 – Jim Hair, Director (1981-1984)
- 1981 – Family Therapy initiated as part of the spectrum of care.
- 1981 – Training School for Girls closed.
- 1983 – Training School for Boys closed.
- 1984 – Gary Sherman, Director (1984-1986)

Appendix D. Historical Timeline -- Significant Events Shaping the Evolution of the Division of Youth Services

- 1984 – A developmental leadership framework was adopted as a means for further development of treatment programs and staff.
- 1986 – Al Gage, Director (1986-1988)
- 1986 – Division of Youth Services’ educational programs entitled to state aid, providing greater legitimacy to the educational services provided. Local school districts, constituting the domicile of the youth placed in DYS education programs, pay toward the per pupil cost of educational services based on the average sum produced per child by the local tax effort.
- 1987 – Blue Ribbon Commission recommendations result in greater appropriations for the Division of Youth Services.
- 1988 – Mark D. Steward, Director (1988-2005)
- 1990 – First day treatment program opened as Excel School in Springfield.
- 1991 – Intensive Case Monitoring services began. Enhanced supervision, monitoring and support functions through frequent and consistent aftercare contact.
- 1992 – Community Liaison Councils were expanded beyond a few regions to a statewide effort to link local communities to DYS facilities around the state by engaging citizens in educating the community, advising program leaders, and supporting positive youth development opportunities for DYS youth.
- 1993 – Jobs Program allows youth in residential programs to perform community service for which they will receive payment, allowing youth to be seen as resources within the community. Earnings may be used by the youth to make restitution payments.
- 1994 – National Council on Crime and Delinquency recognizes Missouri’s national leadership for Excellence in Adolescent Care.
- 1995 – Juvenile Crime Bill included provisions for determinate sentencing, granted DYS the ability to petition for increased stay up to age 21, removed the lower age limit for commitment and provided for the development of dual jurisdiction. As a result of the Crime Bill and the Fourth State Building Bond Issue, a number of new facilities for DYS were authorized.
- 1997 – Department of Elementary and Secondary Education authorized DYS to graduate high school students who meet all the graduation requirements of the state of Missouri.
- 1999 – Expansion of residential capacity through new facilities completed.
- 2001 – American Youth Policy Forum identified Missouri as a “guiding light for reform” and found that its emphasis on treatment and least restrictive care is far more successful than incarceration-oriented programs.

Appendix D. Historical Timeline -- Significant Events Shaping the Evolution of the Division of Youth Services

- 2001 – American Youth Policy Forum identified Missouri as a “guiding light for reform” and found that its emphasis on treatment and least restrictive care is far more successful than incarceration-oriented programs.
- 2003 – Study conducted by Dick Mendel, featured in ADVUCASEY magazine, identified Missouri’s cost and recidivism rates as among the best in the country.
- 2003 – Named as a model juvenile justice site by the Annie E. Casey Foundation, Edna McConnell Clark Foundation and the National Council on Crime and Delinquency. Recognition led to DYS hosting numerous juvenile justice authorities, legislators and corrections officials looking to launch reform efforts in other states.
- 2005 – Paul Bolerjack, Director (2005-2007)
- 2007 – Tim Decker, Director (2007-2013)
- 2008 – DYS named winner of the Annie E. Casey Innovations in American Government Award in Children and Family System Reform from Harvard University.
- 2009 – DYS is approved for Medicaid Rehabilitative Behavioral Health Service billing for existing rehabilitative services provided in community and moderate care programs, decreasing agency reliance on state general revenue funding.
- 2009 – DYS launches effort to strengthen non-residential services. Day treatment programs begin transition to family and community support centers. New day treatment and resource center program opened at the MET Center with no new state funding and through a collaborative partnership with St. Louis County.
- 2010 – DYS engages the Family and Community Trust (FACT) and designated Community Partnerships around the state in providing transition and community support services to DYS youth and families.
- 2010 – Medicaid coverage for DYS youth is extended to provide continuity of care from commitment to discharge, strengthening transitions and increasing efficiency.
- 2012 – DYS implements tele psychiatry pilot projects in partnership with the Department of Mental Health, University of Missouri School of Medicine Child and Adolescent Psychiatric Program, and the Missouri Telehealth Network.
- 2013 – Phyllis Becker, Director (2013 – 2019)
- 2019 – Scott Odum, Director (2019 – present)