



**Division of
Youth Services**

Annual Report

Fiscal Year

2009

Research and Evaluation
221 West High Street
Broadway Building
Jefferson City, MO 65101

**Division of Youth Services
Annual Report
Fiscal Year 2009**

Missouri Department of Social Services
P. O. Box 1527
221 West High Street
Jefferson City, Missouri 65102-1527

Missouri Department of Social Services

The Missouri Department of Social Services (DSS) was constitutionally established in 1974. It is charged with administering programs to promote, safeguard and protect the general welfare of children; to maintain and strengthen family life; and, to aid people in need as they strive to achieve their highest level of independence.

The department is organized into four program divisions: Children's Division, Family Support Division, MO HealthNet Division and Division of Youth Services. The Divisions of Finance and Administrative Services and Legal Services provide department-wide support services.

Mission

To maintain or improve the quality of life for Missouri citizens.

Vision

Safe, healthy and prosperous Missourians.

Guiding Principles

- Results for the people of Missouri;
- Excellence in customer service;
- Proficiency of performance;
- Integrity of stewardship; and,
- Accountability above all.

Core Functions

- Child protection and permanency;
- Youth rehabilitation;
- Access to quality health care; and,
- Maintaining and strengthening families.

Missouri Division of Youth Services

Mission Statement

To enable youth to fulfill their needs in a responsible manner within the context of and with respect for the needs of the family and the community.



Missouri Department of
SOCIAL SERVICES
Your Potential. Our Support.

JEREMIAH W. (JAY) NIXON, GOVERNOR • RONALD J. LEVY, DIRECTOR

DIVISION OF YOUTH SERVICES

TIM DECKER, DIRECTOR

P.O. BOX 447 • JEFFERSON CITY, MO 65102-0447

WWW.DSS.MO.GOV • 573-751-3324 • 573-526-4494 FAX

Dear Reader:

The Division of Youth Services (DYS) is pleased to present our Annual Report for Fiscal Year 2009. Included in the report is an overview of agency operations, statistics regarding the young people served, and outcome indicators for the period of July 1, 2008 to June 30, 2009.

Over the past several years, DYS has been fortunate to receive increased state and national recognition, in part due to our innovative treatment approaches, exemplary outcomes, and long-term cost-effectiveness.

Fiscal Year 2009 was particularly exciting in that DYS achieved an all-time agency record for GED and high school completion, preparing many more students for success in their lives.

In September 2008, the division won the very prestigious Innovations in American Government Award from the Harvard Kennedy School of Government. It has been 20 years since a Missouri program won the award. This award honors a proud tradition of innovative leadership in DYS, while acknowledging our current outcomes and national replication efforts.

We extend our appreciation to the Governor, Missouri Legislature, Department of Social Services, DYS Advisory Board, juvenile courts, community liaison councils, families, and our many volunteers and friends around the state.

With their support and the hard work and dedication of DYS employees, young people are turning their lives around and becoming law-abiding citizens who are contributing productively to communities throughout Missouri.

The results of our work are truly remarkable and uplifting for the families we serve and the citizens of our great state!

Very truly yours,

(Original document signed by)

Tim Decker
Director

RELAY MISSOURI

FOR HEARING AND SPEECH IMPAIRED

1-800-735-2466 VOICE • 1-800-735-2966 TEXT PHONE

An Equal Opportunity Employer, services provided on a nondiscriminatory basis.

TABLE OF CONTENTS

FISCAL YEAR 2009 EXECUTIVE SUMMARY	vi
INTRODUCTION	vii
COMMITMENT AND DEMOGRAPHIC INFORMATION	1 - 10
Total Commitments	1
Commitments by Gender	2
Commitments by Age	3
Commitments by Race and Gender	4
Commitments by Grade and Achievement Level	5
Commitments by Family Constellation	6
Metropolitan versus Rural Commitments	6
Commitments by Region	7
Commitments by Offense Type and Gender	7
Commitment Trends for Offense Type	8
CASE MANAGEMENT AND TREATMENT SERVICES	10 - 15
Case Management System	10
Residential Facilities	11
Day Treatment	11
Community Care Services	11
Jobs Program	12
Health Care Services	12
Interstate Compact on Juveniles	14
Juvenile Court Diversion	15
FISCAL INFORMATION	16
Fiscal Year 2009 Expenditures	16
Residential Program Costs	16
OUTCOME INDICATORS	17 - 21
Discharges from DYS Custody	17
Law-Abiding Rates and Recidivism	18
Productive Involvement	20
Academic Achievement and GED Success	20
CONCLUSION	21
APPENDICES	23 - 35
A: Committing Offenses by Gender: Fiscal Year 2009	24
B: Commitments by Circuit and County: Fiscal Year 2009	29
C: Facility Utilization: Fiscal Year 2009	31
D: Historical Timeline of DYS	32

FISCAL YEAR 2009 EXECUTIVE SUMMARY

- 1,092 youth were committed to DYS during FY 2009.
- 84.5% of youth committed to DYS were male.
- The average age of all youth committed was 15.2 years.
- The average DYS youth had attained 9 years of schooling at the time of commitment.
- Of all youth receiving DYS educational services in FY 2009, 603 (27.2%) were identified as having an educational disability.
- 491 youth (45.0%) had a history of prior mental health services.
- 607 youth (55.6%) had a history of prior substance abuse involvement.
- 110 youth (10.1%) were committed for the most serious felonies (A and B felonies) during FY 2009, and 418 youth (38.3%) were committed for less serious felonies during the fiscal year.
- In FY 2009, 117 youth (10.7%) were committed for juvenile offenses.*
- 447 youth (40.9%) were committed for misdemeanors and other non-felonies.
- 55.8% of all commitments were from single-parent homes.
- 69.2% of youth were committed from metropolitan areas.
- 90.2% of all discharges from DYS custody were satisfactory.

* The Juvenile Offense category became effective with FY 2002 reporting and is based upon the Missouri Juvenile Charge Codes. The following violations are included in this category: status offenses, abuse, custody, neglect, court order violations, and municipal charges. Those committed for juvenile offenses may have a previous history of felony or misdemeanor offenses.

INTRODUCTION

The mission of the Missouri Division of Youth Services (DYS) is to enable youth to fulfill their needs in a responsible manner within the context of and with respect for the needs of the family and the community. In fulfilling this mission, DYS maintains a commitment to protecting the safety of Missouri citizens by providing individualized, comprehensive, needs-based services that ultimately enable youth to successfully reintegrate into their home and community. The Missouri Division of Youth Services serves as an alternative to the national trend toward punitive and correctional models. The Division of Youth Services is a national model for providing a balanced approach to juvenile justice, emphasizing both community safety and rehabilitation. Small, regionalized, residential and non-residential programs and services have replaced the large training schools that once characterized DYS. In order to more effectively and efficiently administer the programs and services, DYS is divided into five geographic regions (Northeast, Northwest, St. Louis, Southeast, and Southwest), each with a regional administrative and service delivery system.

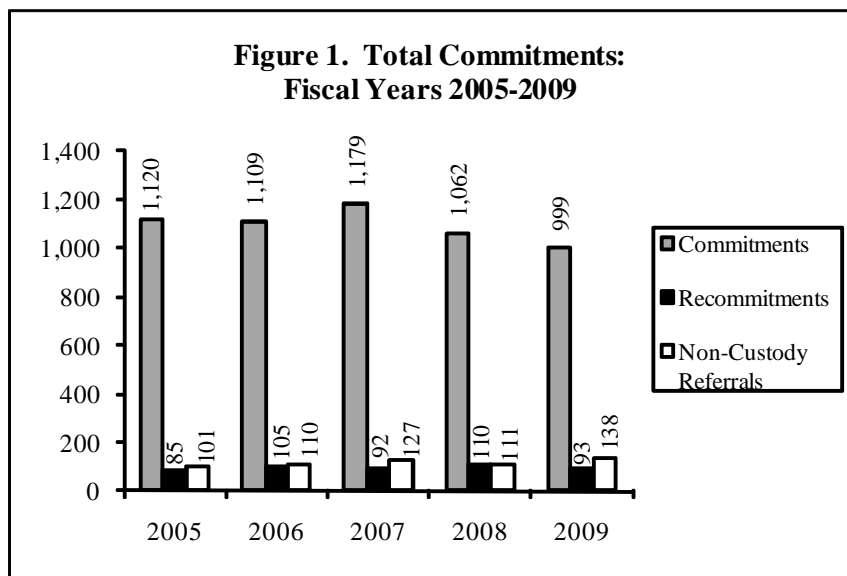
The gradual but marked evolution of the agency has resulted in the following array of services and approaches: a continuum of community-based and residential treatment and education services; a case management system in which a single case manager follows a youth throughout his/her tenure in the agency; collaboration with local juvenile courts regarding early intervention and prevention efforts through the provision of diversionary funds; an emphasis on a humane, dignified, supportive, structured, and therapeutic climate; development of community-based partnerships; and incorporation of treatment outcome and quality assurance components to evaluate efficacy and improve service delivery.

This annual report provides a summary of descriptive statistics about the youth committed to the care of the division as well as pertinent information regarding overall agency operations during fiscal year 2009.

COMMITMENT AND DEMOGRAPHIC INFORMATION

Total Commitments

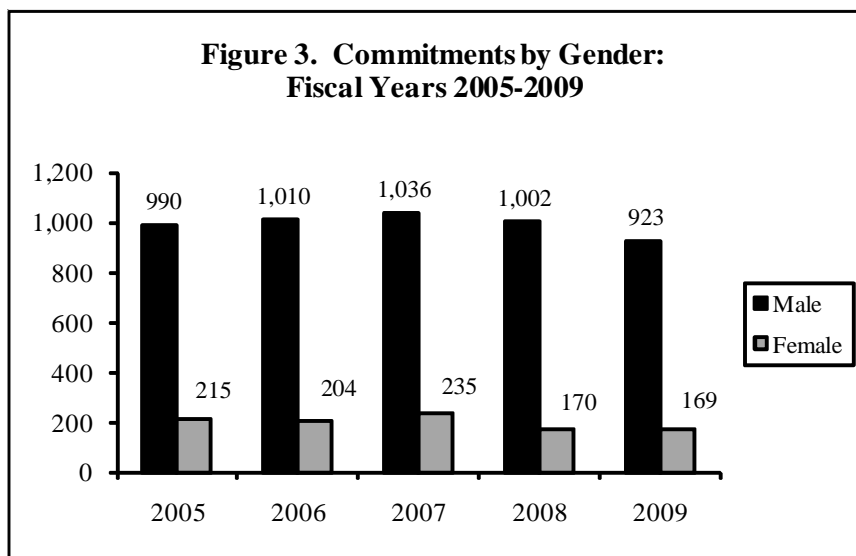
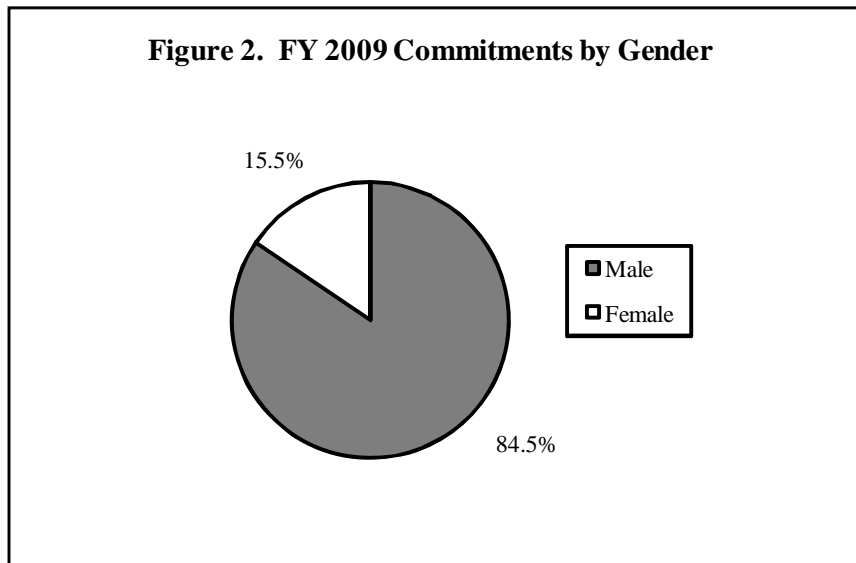
The total number of youth committed to DYS by the court per year includes all *new commitments* plus *recommitments*. These commitments are considered *custody referrals* as DYS is given legal and physical custody of a youth within its system. DYS also receives referrals from agencies such as the juvenile courts and the Children's Division. These youth are considered *non-custody referrals* and are not formally committed to the custody of DYS. Non-custody referrals may receive services in the community care setting, but cannot be placed in residential care. During FY 2009, a total of 1,092 youth were committed to DYS. This number represents a 6.8% decrease in total commitments from FY 2008; however, the number of commitments has remained relatively constant over the past five fiscal years (see Figure 1).



NOTE: Dual jurisdiction cases, in which youthful offenders are certified and simultaneously receive an adult and juvenile disposition in a court of general jurisdiction, are not included in the overall data in this report.

Commitments by Gender

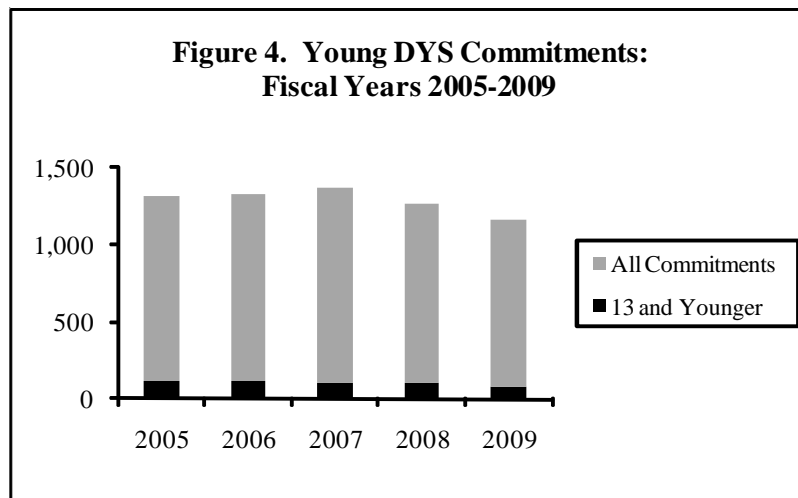
A total of 923 males accounted for 84.5% of the overall commitments to DYS during FY 2009. Relative to their male counterparts, females accounted for a small (15.5%) percentage of the total commitments, with 169 females ordered into DYS custody (Figure 2). Despite the relatively smaller number of female commitments to DYS, this population remains a challenge given the limited resources available. The ratio of male to female offenders has remained relatively constant over the past five years (Figure 3).



Commitments by Age

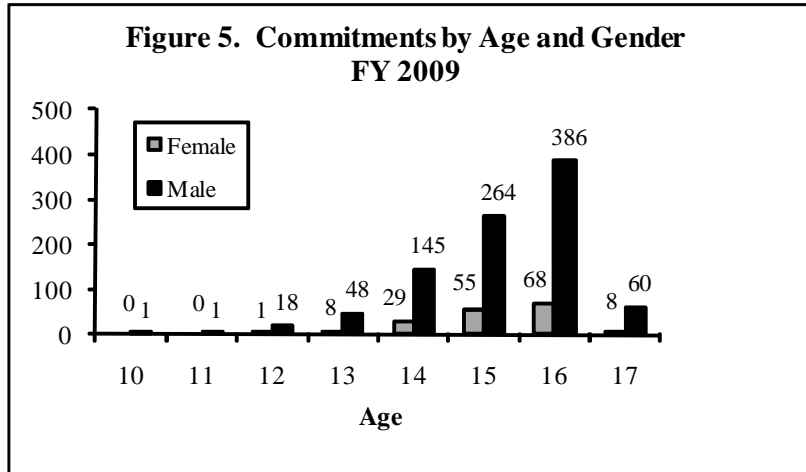
The largest percentage of youth (86.7%) committed to DYS during FY 2009 were between the ages of 14 and 16 years (Table 1). Only 7.1% of the committed youth were 13 years of age or younger. Although the lowest threshold age for commitments to DYS was eliminated by the Juvenile Crime Bill in 1995, there has been no subsequent substantial increase in the commitment of young offenders to DYS (Figure 4).

Age	Male	Female	Total
9	0	0	0
10	1	0	1
11	1	0	1
12	18	1	19
13	48	8	56
14	145	29	174
15	264	55	319
16	386	68	454
17	60	8	68
Total	923	169	1,092



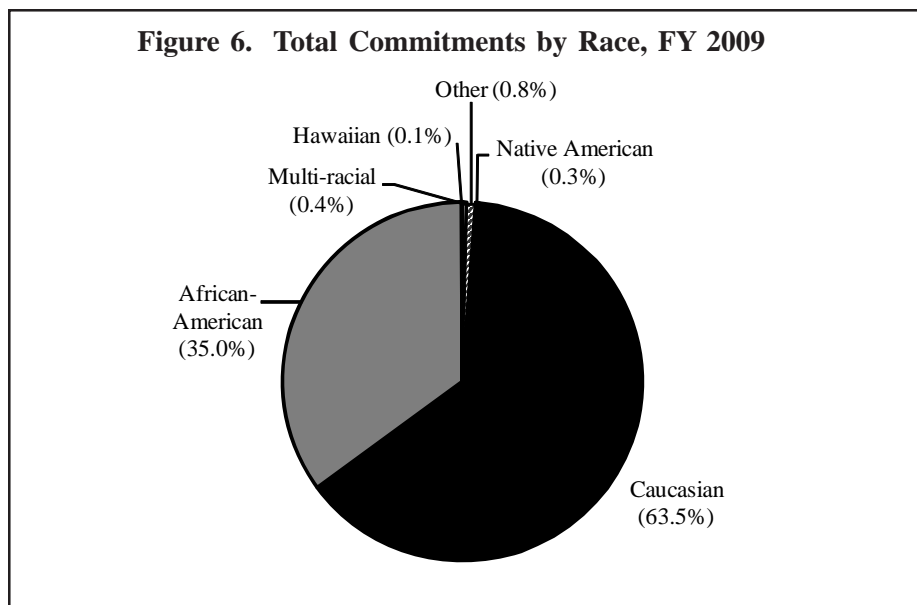
Commitments by Age (Continued)

As depicted in Figure 5, the numbers of youth committed to DYS during FY 2009 increased incrementally from age 11 until peaking at age 16, and then declining for youth over 16.



Commitments by Race and Gender

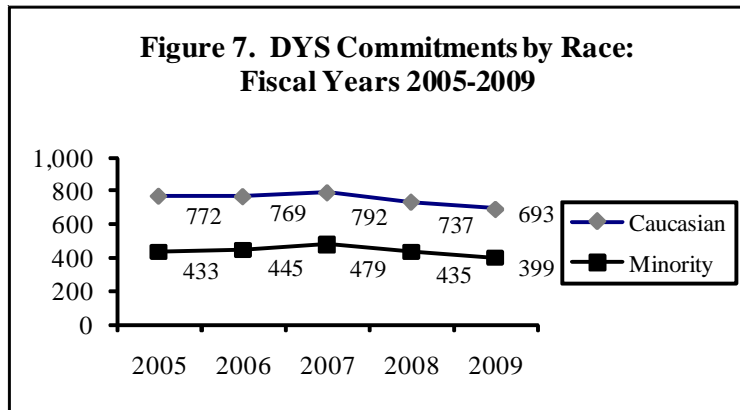
During FY 2009, Caucasian youth accounted for the majority (63.5%) of commitments to DYS (Figure 6). When further examining race by gender, Caucasian males accounted for over half (51.4%) of the total commitments. African-American males were the next largest group of commitments, representing 32.0%. As noted previously, females have consistently represented a relatively small percentage of commitments to DYS, with minority females accounting for 3.4% of all youth committed to the agency during FY 2009.



Commitments by Race and Gender (Continued)

The numbers of minority youth entering or re-entering DYS custody during FY 2009 represented a higher per capita commitment rate than for Caucasian youth. Minority youth constituted 17.7% of the Missouri population of individuals between 10 and 17 years of age (based on July 1, 2008 estimates provided by the U. S. Census Bureau to the Missouri Office of Administration), and accounted for 36.5% of DYS commitments.

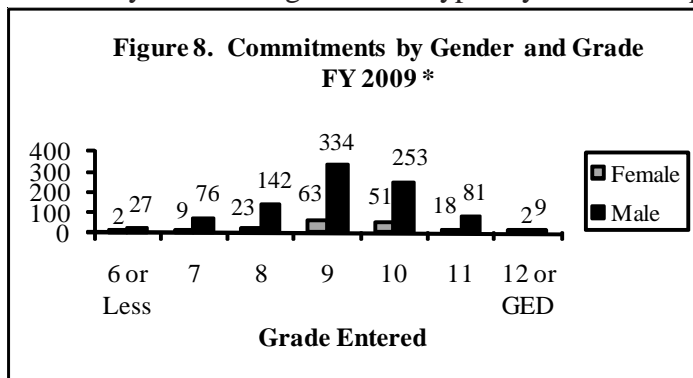
Figure 7 shows the number of Caucasian and minority youth committed to DYS over the past five fiscal years.



Commitments by Grade and Achievement Level

Twenty-nine youth, or 2.7% of all commitments in FY 2009, had entered the sixth grade or less upon entering the DYS system. The majority of students (79.3%) had entered the eighth through tenth grades. Eleven students had begun the twelfth grade or were working toward the General Equivalency Diploma (GED) (Figure 8). It is generally assumed that a student will complete his or her high school education within four years, around the age of 18. Many youth committed to DYS in FY 2009 were found to be behind schedule in completing their education.

The academic skills of a large number of youth committed to DYS are significantly behind their age peers. Based upon data obtained from the Missouri Department of Elementary and Secondary Education, Division of Special Education, the incident rate of youth with educational disabilities is nearly three times greater than typically found in the public schools.

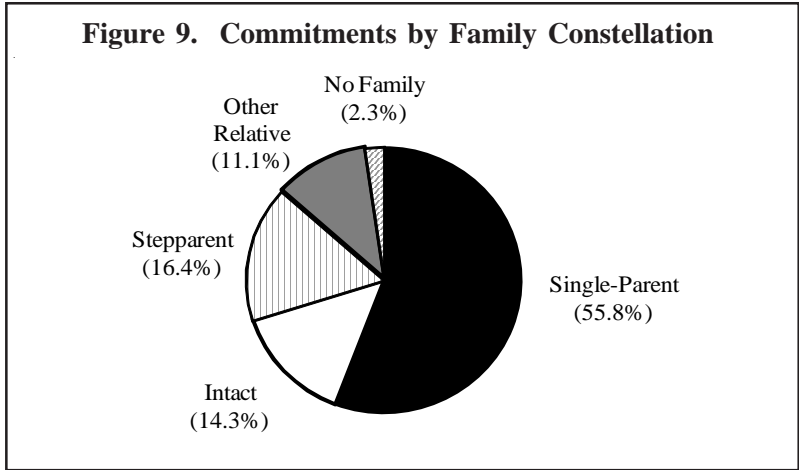


Approximately a third of all youth receiving DYS education services were identified as having an educational disability.

* NOTE: Grade level data were missing for 2 youth.

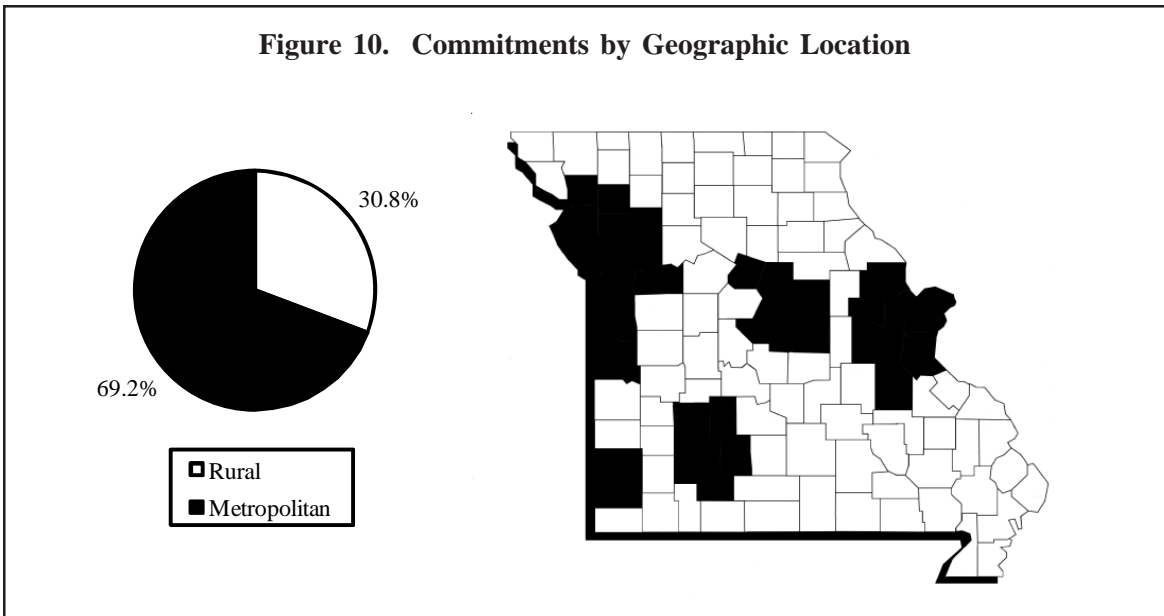
Commitments by Family Constellation

As seen in Figure 9, over half (55.8%) of the youth committed to DYS in FY 2009 came from single-parent homes. Conversely, only 14.3% of the youth resided in intact homes where both parents, biological or adoptive, were present.



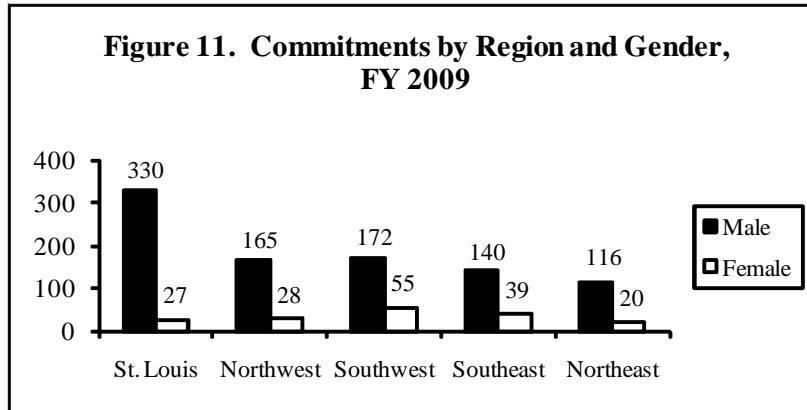
Metropolitan versus Rural Commitments

The majority of youth committed to DYS in FY 2009 (69.1%) resided in metropolitan areas of the state, and 69.2% were committed from metropolitan areas (Figure 10). The U. S. Census Bureau defines the following as metropolitan: The City of St. Louis and the counties of Boone, Howard, Callaway, Cole, Moniteau, Osage, Jasper, Newton, Bates, Caldwell, Cass, Clay, Clinton, Jackson, Lafayette, Platte, Ray, Andrew, Buchanan, DeKalb, Franklin, Jefferson, Lincoln, St. Charles, St. Louis, Warren, Washington, Christian, Dallas, Greene, Polk, and Webster.




Commitments by Region

The largest proportion (32.7%) of the overall commitments to DYS during FY 2009 occurred in the St. Louis region, which received 357 youth. Conversely, the 136 youth committed in the Northeast region accounted for the smallest proportion (12.5%) of the total DYS commitments (Figure 11). In each of the five regions, males represented the majority of the commitments, ranging from 75.8% committed in the Southwest region to 92.4% in the St. Louis region.



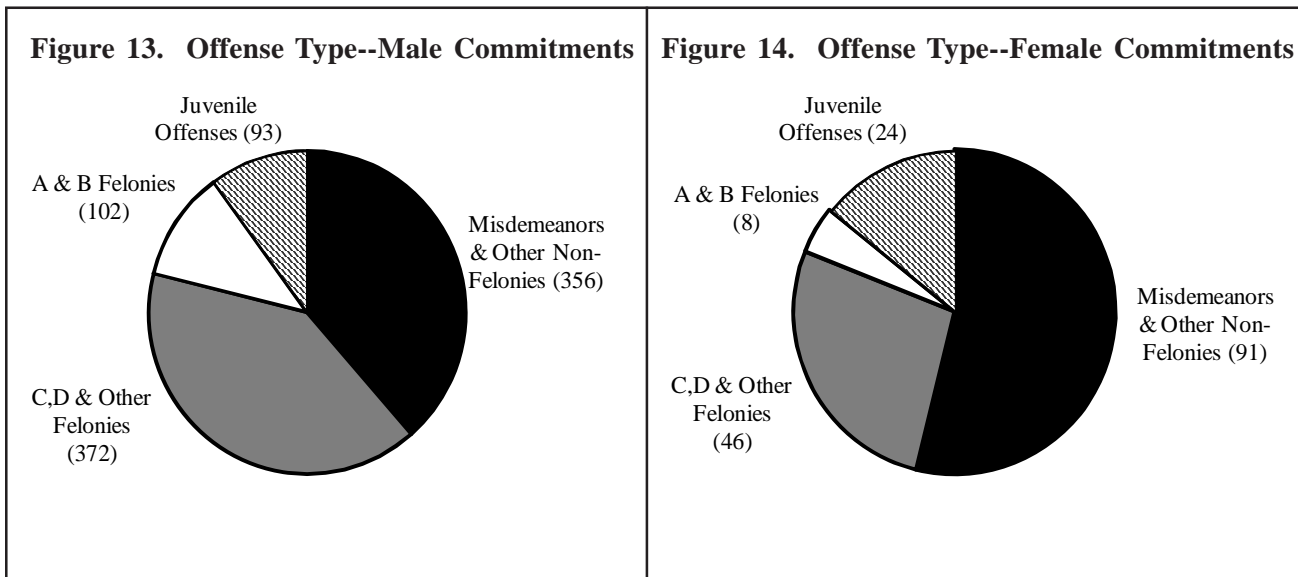
Commitments by Offense Type and Gender

Youth were most likely to be committed to DYS for adjudications involving misdemeanors and other non-felonies, which include probation violations and escapes from custody, representing 40.9% of the total commitments. Youth committed for class C, D, or unspecified felonies (i.e., “Other Felonies”) comprised 38.3% of commitments. Included in this category are property offenses, drug crimes, and theft. Youth commitments for juvenile offenses such as truancy and curfew violations represented 10.7% of the total DYS commitments for FY 2009. Youth adjudicated for the most serious crimes, A and B felonies, also accounted for 10.1% of the youth entering DYS custody (Figure 12).



Commitments by Offense Type and Gender (Continued)

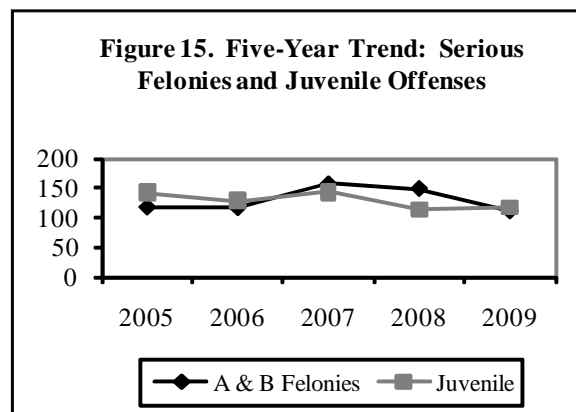
When comparing offense types by gender, males tended to be placed into DYS custody for more serious offenses than females (Figure 13). More specifically, 11.1% of the male offenders were committed for A & B felonies and 40.3% were committed for “Other Felonies.” Of all females committed to DYS, only 4.7% were adjudicated for A & B felonies and 27.2% for “Other Felonies.” As seen in Figure 14, relative to males, females committed to DYS accounted for larger percentages of juvenile offenses (14.2% female versus 10.1% male) and misdemeanors (53.8% female versus 38.6% male).



Commitment Trends for Offense Type

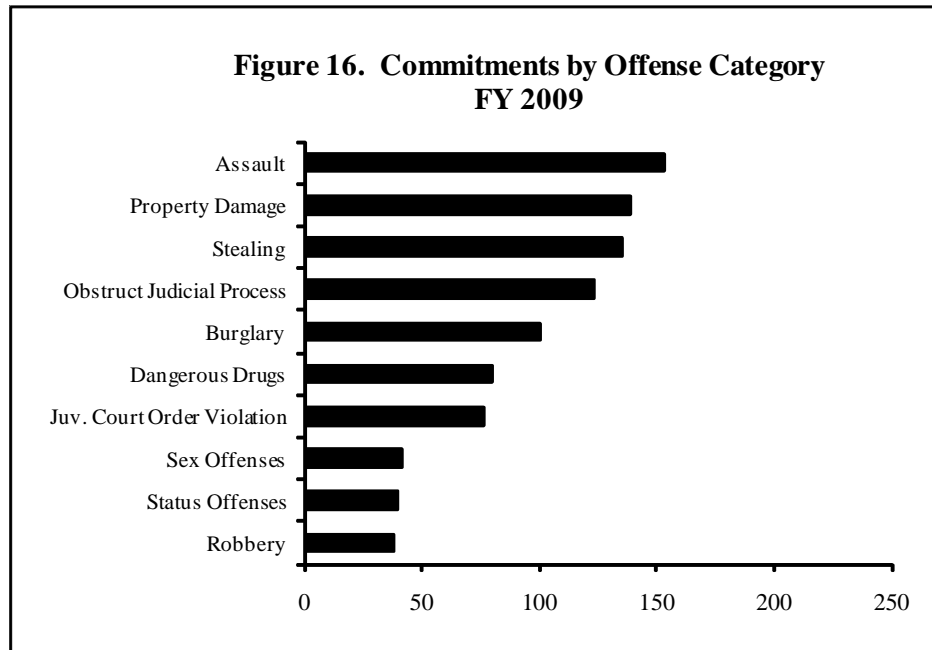
Between FY 2008 and FY 2009 there was a 6.8% decrease in overall commitments to DYS. Five-year trends, shown in Figure 15, show increases in commitments to DYS for the most serious felonies (A & B) and decreases in juvenile offenses after each year of increase.

	2008	2009	% Change
A & B Felonies	149	110	-26.2%
C, D & Other Felonies	476	418	-12.2%
Misdemeanors and Other Non-Felonies	434	447	3.0%
Juvenile Offenses	113	117	3.5%

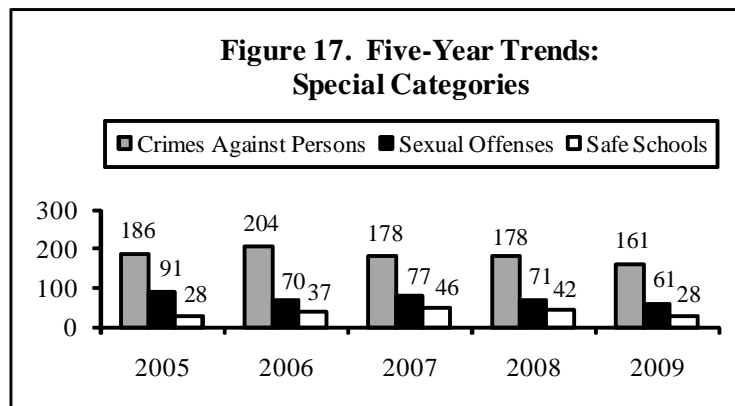


Commitment Trends for Offense Type (Continued)

A closer examination of the specific crimes for which youth were committed to DYS in FY 2009 reveals that assault, property damage, stealing, and obstructing the judicial process were the most common offenses. The top 10 offense categories for FY 2009 commitments are shown in Figure 16.



With the increased attention to serious and violent juvenile crime in recent years, certain types of offenses are the subject of more intense scrutiny and interest. In Missouri, legislation such as the Juvenile Crime Bill in 1995 and the Safe Schools Act in 1996 targeted a variety of these offenses, such as crimes against persons, sexual offenses, and other violent crimes. Figure 17 reflects the current FY 2009 statistics and five-year trends for DYS commitments in these special categories following the passage of the Juvenile Crime Bill and Safe Schools Act. It is important to note that the offense categories are not mutually exclusive as some crimes may be statutorily defined and included in more than one of the categories. For complete listings of the specific crimes in each of these categories, the reader is referred to Chapters 160, 565, and 566 of the Revised Statutes of Missouri.



Commitment Trends for Offense Type (Continued)

As noted previously, the commitment and demographic data contained in this FY 2009 report excludes the data for youthful offenders sentenced pursuant to the dual jurisdiction statute, which was a part of the Juvenile Crime Bill of 1995. In FY 2009, only seven youthful offenders, six male and one female, were sentenced pursuant to the dual jurisdiction provision and subsequently received by DYS.

Likewise, youth retained under the jurisdiction and supervision of juvenile offices of the circuit courts; or certified, tried and convicted in an adult court of general jurisdiction, are not within the purview of the Division of Youth Services.

CASE MANAGEMENT AND TREATMENT SERVICES

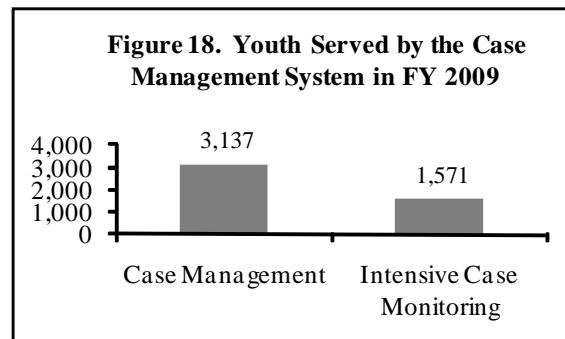
Case Management System

DYS continually modifies and refines its case management system to enhance assessment, treatment planning, and the coordination and monitoring of services for each youth and family. Case managers, or Service Coordinators, are the primary link between DYS, the youth and family, and the local juvenile or family court. Service Coordinators are responsible for ensuring that youth adhere to court orders, receive appropriate supervision, and meet expectations such as attending work, school, treatment, and participating in community service as appropriate. To increase availability to clients and communities, Service Coordinators are strategically placed in geographical locations in close proximity to the communities they serve. As such, frequent contact, resource development, civic involvement, and community interaction are more readily achieved.

Service Coordinators perform comprehensive risk and need assessments which lead to the development of individualized treatment plans for each youth committed to DYS. These risk and need assessments have been revised and formalized over the past few years.

The Intensive Case Monitoring program is an important component of the overall DYS case management system. Through this program, Social Service Aides, known as “trackers,” maintain consistent, frequent contact with DYS youth in aftercare or community care. Employed under the direction of the Service Coordinator, trackers serve in a variety of capacities that enhance supervision, monitoring, and supportive functions. Beyond the clear benefits to the youth as a result of the frequent and consistent contact, attention, guidance and mentoring, the trackers are a cost-effective means to enhance supervision of the youth while reducing demands on caseloads of the Service Coordinators.

In FY 2009, a total of 3,137 youth received case management services within DYS. Additionally, 1,571 youth in the custody of DYS were served by the Intensive Case Monitoring program (Figure 18).



Residential Facilities

Within the division there exists a continuum of residential facilities, including community based, moderate care, and secure care programs. Regardless of the security level, an overall emphasis is placed on meeting the individualized psychosocial, educational, vocational, and medical needs of the youth in a dignified, structured, supportive, and therapeutic environment. Youth learn to recognize the various factors associated with their unhealthy decisions and to identify and implement appropriate and effective ways of meeting their needs while respecting the rights of others. Common treatment targets include communication and social skills development, problem solving, conflict resolution, substance abuse prevention, establishing healthy relationships, esteem enhancement, and victim empathy enhancement. Educational achievement and vocational skills are emphasized as well.

In FY 2009, DYS operated 32 residential facilities, with a total of 710 beds. These facilities served 2,102 youth who were in the custody of DYS during the fiscal year. Budgeted bed space allocations as well as utilization statistics for each of the residential facilities for FY 2009 are included in Appendix C.

Day Treatment

Day treatment programs within DYS are primarily designed to divert lower-risk youth from residential placement, although these programs also provide an effective transitional service for youth re-entering the community following release from residential care. The day treatment programs allow for youth to receive community-based, structured, alternative educational programming. In addition to academic and vocational instruction, the day treatment programs incorporate psychoeducational groups and other treatment interventions.

DYS day treatment programs served 623 youth during FY 2009.

Community Care Services

Community Care is a network of interacting programs and services that offer assistance and supervision to both committed and non-committed DYS youth. Direct placement into Community Care provides an alternative to residential care. Community Care services are also offered to committed youth after release from a residential facility. These services work to reduce or eliminate factors that may have contributed to past offenses committed by the youth. See Table 3 for types of Community Care services offered by DYS.

Community Reparation	Independent Living
Contractual Care	Individual Counseling
Day Treatment Education	Intensive Case Monitoring
Family Preservation	Job Placement
Family Therapy--DYS	Mentor Services
Family Therapy--Purchased	Proctor Care
Foster Care	Shelter--Emergency
Group Counseling	Shelter--Temporary

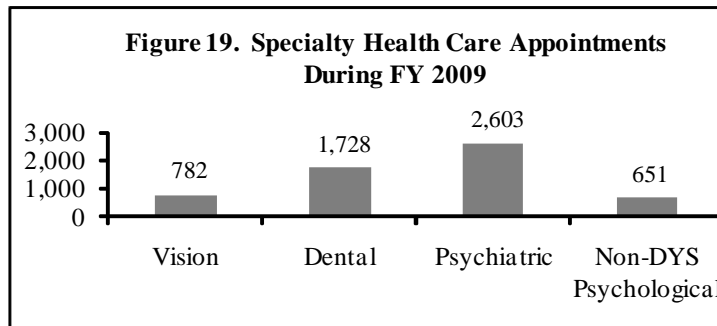
Jobs Program

Efforts to provide youth with vocational skills and career guidance resulted in development of what is referred to as the DYS Jobs Program, which was included as a promising program or policy initiative in a report by the National Youth Employment Coalition to the Annie E. Casey Foundation in 2000. This program allows Division youth to gain employment skills and receive minimum wage compensation. Many participating youth are able to earn vocational education credit through their experiences. In addition to job skills learned, wages earned from the Jobs Program enable youth to make restitution payments and contributions to the Crime Victims' Compensation Fund.

In FY 2009, a total of 618 youth were served by the Jobs Program. The overwhelming majority (558 youth, or 90.3%) of youth were categorized as successful. For the purpose of this report, success in the Jobs Program refers to maintaining participation consistent with the employing agencies' philosophies, structure, expectations, and requisite level of occupational skill.

Health Care Services

Part of the needs-based philosophy to which DYS subscribes is the recognition of the medical well-being of youth in its care as a primary concern. Left untended, health care needs severely impair the therapeutic value of the other services offered. In FY 2001, the DYS commitment to meeting the health care needs of the youth was reflected in the formal and complete incorporation of the Healthy Children and Youth (HCY) screen for all youth in DYS residential care. HCY is a comprehensive, primary and preventative health care screening conducted by licensed health care professionals whose focus is to identify not only actual, but also potential needs of the youth committed to DYS custody. In addition to a comprehensive health and developmental assessment, the HCY screen provides for anticipatory guidance, appropriate immunizations, laboratory testing, and hearing, vision, and dental screenings. As a result, with 100% of the data available, a total of 2,411 HCY screenings were conducted on DYS youth in residential programs in FY 2009. In addition, 1,256 immunizations were provided to committed youth. Figure 19 shows additional specialty care services that were provided during FY 2009.



Health Care Services (Continued)

Youth residing in DYS residential programs, contractual programs, foster care and/or proctor care within managed care regions are enrolled in the Department of Social Services' Managed Care Plus (MC+) Program. In FY 2009, 1,250 youth were enrolled in MC+. All other DYS committed youth are provided medical care under state and federal Medicaid programs. In FY 2009, 642 youth were enrolled in fee for service Medicaid programs.

Above and beyond the HCY utilization, DYS made significant contributions toward ensuring the provision of comprehensive health care services for the youth committed to its custody. The Needs Assessment Scale identified need for services in the following health areas for youth served by DYS in FY 2009 (Table 4):

Table 4. Health/Medical Information for Youth Served by DYS in FY 2009		
Health/Medical		
Total Youth	% of Total	Identified as having:
135	5.2%	Serious to major physical handicap or medical condition
430	16.4%	Some to moderate health or medical concerns (including pregnancy or regular medication)
2,027	77.5%	Minor or no known health or medical concern
25	1.0%	Not assessed or data missing
Substance Abuse		
Total Youth	% of Total	Identified as having:
1,064	40.7%	Serious to significant pattern of substance abuse, may have had prior treatment and/or diagnosis of chemical dependency
592	22.6%	Moderate to intermittent incidents of substance abuse
936	35.8%	Minimal or no known problems with substance abuse
25	1.0%	Not assessed or data missing
Mental Health		
Total Youth	% of Total	Identified as having:
392	15.0%	Diagnosed psychological/psychiatric disorder but not receiving treatment
573	21.9%	Behavioral indicators of a psychological/psychiatric disorder, but has not been diagnosed
792	30.3%	Diagnosed psychological/psychiatric disorder and was receiving appropriate treatment
835	31.9%	No history of psychological/psychiatric disorder, and no indicators that an evaluation is needed
25	1.0%	Not assessed or data missing

With respect to specialty care services for youth, DYS provided MC+, or fee for service Medicaid, care for:

- 9,393 specialty medical services;
- 302 substance abuse treatment services; and
- 271 psychiatric/psychological treatment services.

Interstate Compact on Juveniles

Pursuant to RSMo. Chapter 219.016, the Division of Youth Services administers the Interstate Compact on Juveniles (ICJ). The ICJ provides for the courtesy supervision of youth who are residing in Missouri while on probation or parole from another state. The ICJ is also the means by which Missouri youth on probation or in DYS custody (considered parole for ICJ purposes) are placed in other states. In addition to interstate placement, the ICJ returns juvenile runaways, escapees, and absconders to their legal custodian (or agency of jurisdiction) in other states. Through ICJ, DYS also provides Airport Supervision (in the form of supervising runaways, escapees or absconders during layovers while en route to return to their home states) when requested (Table 5).

Table 5. Interstate Compact Cases, FY 2009		
	Probation	Parole
Entering MO--Opened	196	44
Entering MO--Closed	172	40
Exiting MO--Opened	39	65
Exiting MO--Closed	24	41
Travel Permits--to MO	121	14
Travel Permits--from MO	45	150
Youth Returned to MO via Interstate Compact		
* Runaways		18
Escapees		1
** Absconders		19
*** Delinquents		1
Total		39
Youth Returned to Other States via Interstate Compact		
* Runaways		37
Escapees		1
** Absconders		40
*** Delinquents		1
Total		79
Airport Supervision Requests		0

* Runaway--A juvenile who has “run away” without consent of his/her legal guardian or agency having legal custody.

** Absconder--A juvenile probationer or parolee who has “run away” from his/her placement.

*** Delinquent--Juvenile charged as delinquent.

Juvenile Court Diversion

Implemented in the late 1970's, the Juvenile Court Diversion (JCD) program is designed to encourage the development of prevention services to at-risk youth at the local level in an effort to divert youth from commitment to DYS. The initial diversion program was directed at the more rural areas of the state where limited resources hindered the development of such initiatives. In later years, however, the Juvenile Court Diversion program was expanded to include more urban or metropolitan areas in these prevention efforts.

FY 2009 marked a period of further evolution in diversion programming for Missouri. The program was retitled, "Youth, Family and Community JCD Program." It became the goal of the division to fund early and intermediate services needed to prevent young people from committing repeated offenses and experiencing progressive contact with the juvenile justice system. Effective programs reduce the likelihood that youth will be committed to the Division of Youth Services by addressing gaps in services and strengthening court systems and program effectiveness at the local level.

Juvenile Court Diversion is a grant-in-aid program in which an annual announcement encourages juvenile and family courts to submit diversionary project proposals for funding consideration. The Division of Youth Services' administrative staff ranks the project requests based on identification of trends, patterns and needs of youth in the community as they relate to court involvement, commitment and diversion issues.

The updated JCD program is modeled to reflect a results-based planning process designed to enhance strategic use of data and baseline information. The program promotes and encourages community and regional partnerships through meaningful involvement. The system also created a level of healthy accountability and improved ways to measure success.

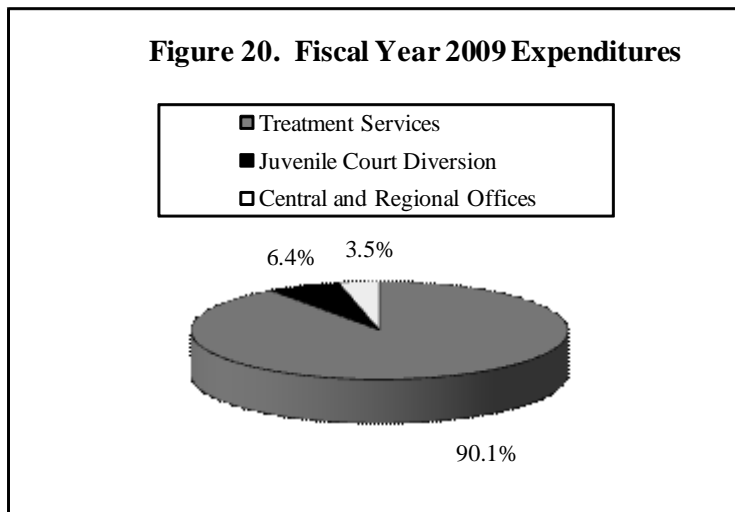
In FY 2009, 38 of the 45 juvenile circuits (84.4%) were awarded funding from the Juvenile Court Diversion program. With 100% of the circuits reporting unduplicated data, diversionary services were provided to 4,519 law violating youth referred to the local participating juvenile and family courts. Among the prevention and intervention programs funded during FY 2009 were projects involving accountability supervision, education services, and individual and family counseling and support services. With respect to the goal of preventing less serious and status offenders from further penetrating the juvenile justice system, 4,080 law violating youth were successfully provided services within the local community. At an approximate annual cost of \$961 per youth, community based services funded through the JCD program are clearly more cost effective than removing youth from their home and placing them in state custody (Table 6).

Table 6. Juvenile Court Diversion FY 2009		
	Total Youth	Percentage
DYS Commitments	439	10%
Court Referred Youth Diverted	4,080	90%
Court Referred Youth Served	4,519	100%

FISCAL INFORMATION

Fiscal Year 2009 Expenditures

In FY 2009, expenditures for DYS totaled \$61.5 million. As seen in Figure 20, the majority of the overall budget was devoted to treatment services, which includes all aspects of treatment, educational, vocational, and other rehabilitative services. Another 6.4% of the total DYS budget, or approximately \$4 million, was directed toward prevention efforts in the form of Juvenile Court Diversion funding to assist the various juvenile and family courts throughout the state. Only 3.5 percent of the total budget was utilized for administrative costs in the Central and Regional offices.



Residential Program Costs

Table 7 highlights the cost of operation for residential treatment programs. As would be expected, the community-based residential facilities are the least costly, and secure-care programs are the most costly. Higher staff-to-youth ratios primarily account for the increased costs associated with increased levels of security.

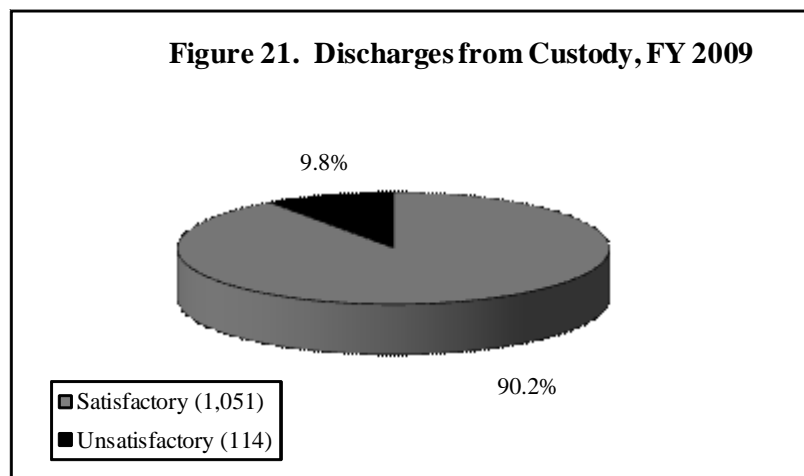
Table 7. Residential Program Costs FY 2009		
Program	Per Diem	Annual Cost per Bed
Community Residential Programs	\$125.91	\$45,956
Moderate Care Programs	\$135.17	\$49,337
Secure Care Programs	\$176.70	\$64,496

OUTCOME INDICATORS

A variety of measures illustrate the positive effects of DYS interventions. Included among these indicators are satisfactory discharges, law-abiding rates and recidivism, academic achievement, and GED attainment. Each indicator is described more fully below.

Discharges from DYS Custody

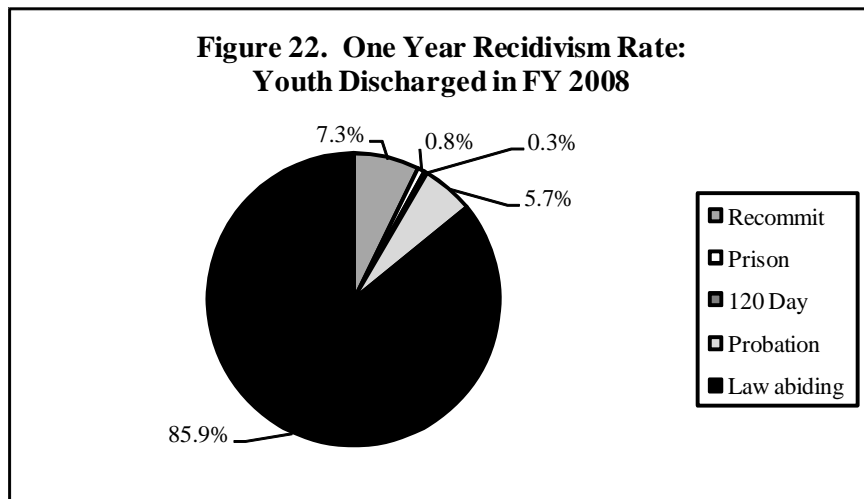
During FY 2009, a total of 1,165 youth were discharged from DYS custody. Of these discharges, 90.2% were categorized as satisfactory, with only 9.8% considered unsatisfactory (Figure 21).



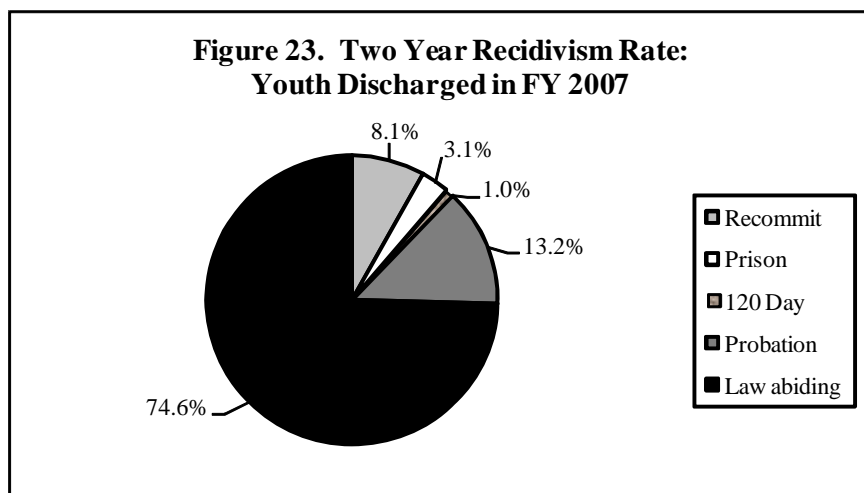
Satisfactory discharges include youth who either successfully complete the aftercare component following residential placement, successfully complete a residential program and are directly discharged, successfully complete community care or aftercare and required no residential placement, or enlist in the military or Job Corps. Unsatisfactory discharges are coded for youth who are involved in further law violations and are subsequently adjudicated while on aftercare or under community care, are involved in further law violations which result in a new commitment to DYS, or abscond from residential placement or aftercare supervision and remain absent for a specified period beyond the minimum discharge date.

Law-Abiding Rates and Recidivism

For the purposes of this report, recidivism refers to those youth who either return to DYS or become involved in the adult correctional system within a specified time period after release from DYS. One year law-abiding refers to the percentage of youth released from DYS custody that do not return to DYS or become involved in the adult correctional system within 12 months after all DYS services and aftercare are complete. As seen in Figure 22, 85.9% of youth released after 12 months remain law-abiding. Total combined recidivism after 12 months from release is 14.1% with recidivism to adult prison at 0.8%.

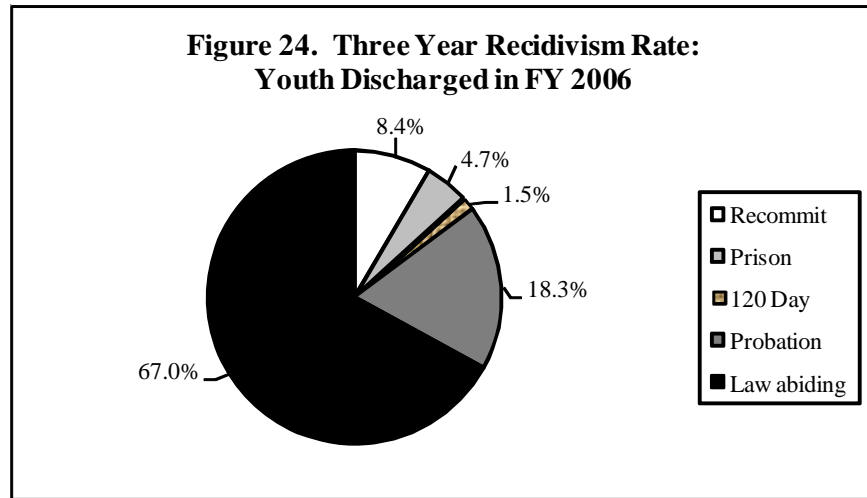


Two year law-abiding refers to the percentage of youth released from DYS custody that do not return to DYS or become involved in the adult correctional system within 24 months after all DYS services and aftercare are complete. As seen in Figure 23, 74.6% of youth released after 24 months remain law-abiding. Total combined recidivism after 24 months from release is 25.4% with recidivism to adult prison at 3.1%.



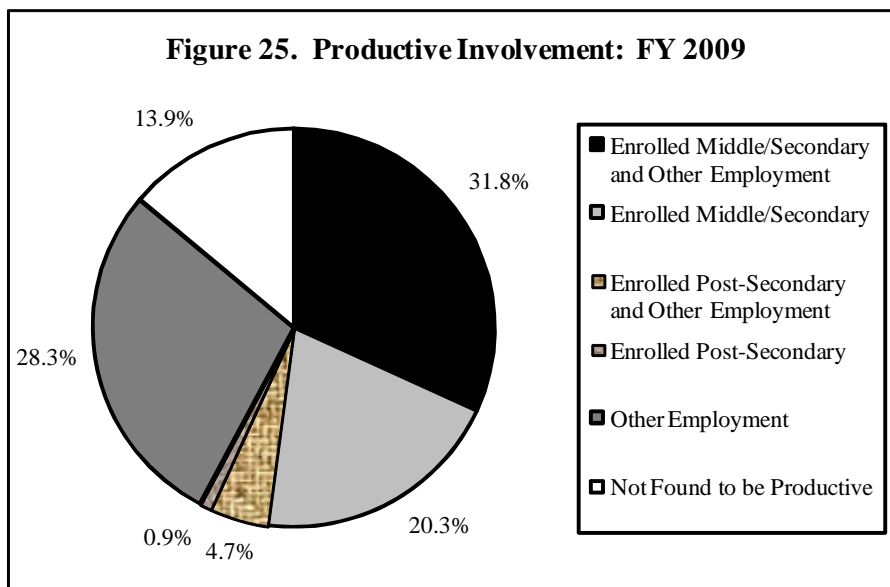
Law-Abiding Rates and Recidivism (Continued)

Three year law-abiding refers to the percentage of youth released from DYS custody that do not return to DYS or become involved in the adult correctional system within 36 months after all DYS services and aftercare are complete. As seen in Figure 24, 67.0% of youth released after 36 months remain law-abiding. Total combined recidivism after 36 months from release is 33.0% with recidivism to adult prison at 4.7%.



Productive Involvement

At time of discharge from Division of Youth Services, a youth's "Productive Involvement" in the community is assessed. Productive involvement assesses involvement in employment opportunities including full-time employment, part-time employment, or engagement with other employment, which may include programs such as apprenticeships or internships. Productive involvement also assesses the educational involvement of the youth at time of discharge. A youth may be enrolled in middle or secondary school, may be pursuing post-secondary education having attained a GED or High School diploma, or may be enrolled in a vocational or trade school. As indicated in Figure 25, of all youth discharged in FY 2009, 86.1% were productively involved at time of discharge.

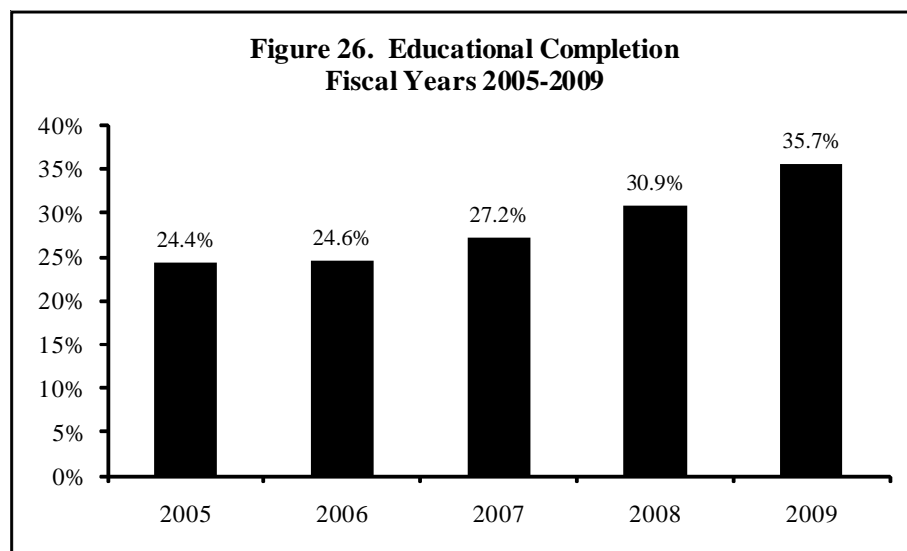


Academic Achievement and GED Success

Youth committed to DYS who completed both pre- and post-testing of the Woodcock-Johnson Psycho-Educational Battery-III demonstrated significant gains in academic growth during FY 2009. For example, in terms of reading achievement, the majority of youth (72.4%) progressed at a rate equal to or greater than the rate of growth exhibited by same-age peers. When examining writing and mathematics achievement, it was revealed that DYS youth (75.1% and 67.5%, respectively) progressed at a rate equal to or greater than the rate of growth exhibited by same-age peers.

Academic Achievement and GED Success (Continued)

In FY 2009, 65 DYS students met the requirements necessary to earn their high school diploma. There were also 469 attempts to obtain the GED by youth in the care and custody of DYS. Of those, 320 were successful, yielding a 68.2% success rate. Three students earned both a high school diploma and a GED; thus 382 students completed their secondary education during FY 2009. By the time of discharge in FY 2009, 29.8% of the youth over the age of 16 had graduated from high school or obtained a GED. Of the 17 year olds discharged in FY 2009, 35.7% had either earned a high school diploma or a GED. This percentage shows the continued upward trend of those youth successfully completing their education while with DYS (Figure 26).



CONCLUSION

Despite national trends in juvenile justice that reflect a “nothing works” philosophy, Missouri’s Division of Youth Services remains committed to providing comprehensive, individualized, and needs-based services to the youth committed to its care. Various outcome indicators continue to demonstrate the success of the agency’s balanced approach. The ongoing emphasis on improvement targets is essential to providing community safety and ensuring appropriate and quality programming.

APPENDICES

Appendix A. Committing Offenses by Gender: Fiscal Year 2009

A & B Felonies

<u>Type</u>	<u>Offense</u>	<u>Female</u>	<u>Male</u>	<u>Total</u>	
Fel-A	Robbery - 1st Degree	0	19	19	
	Assault - 1st Deg.- Physical Injury	0	1	1	
	Assault/Attempt Assault on Law Enforcement	1	2	3	
	Escape/Attempt Escape w/ Deadly Weapon	0	1	1	
	Poss. of Controlled Sub. Except <=35 gm. Marijuana - Persistent Offender	1	3	4	
	Manf./Prod. or Attempt to Manf./Prod. > 5 gm. Marijuana in Res. w/ Child	0	1	1	
	Dist. Controlled Sub. - Prior/persist. Offender	0	3	3	
	Distributing Controlled Sub. Near Schools	3	4	7	
	Dist. Controlled Sub. Near Public Housing	0	1	1	
	Trafficking in Drugs - 1st Degree Near Schools	1	0	1	
	Sexual Exploitation of a Minor Child	0	1	1	
	Total A Felonies	6	36	42	
	Fel-B	Voluntary Manslaughter	0	1	1
		Robbery - 2nd Degree	0	19	19
Domestic Assault - 1st Degree - 1st Offense		0	1	1	
Assault - 1st Degree		1	5	6	
Burglary - 1st Degree		0	24	24	
Theft/Stealing - Value >= \$25,000		0	3	3	
Child Molest. - 1st Degree		1	8	9	
Poss. of Controlled Sub. Except <=35 gm. Marijuana - Prior Offender		0	1	1	
Dist./Del./Manf./Prod. or Attempt or Poss. w/ Intent to Distr. Controlled Sub.		0	4	4	
Total B Felonies		2	66	68	
Total A & B Felonies	8	102	110		

(Continued, next page)

Appendix A. Committing Offenses by Gender: Fiscal Year 2009

C, D, and Unspecified Felonies

<u>Type</u>	<u>Offense</u>	<u>Female</u>	<u>Male</u>	<u>Total</u>	
Fel	Forcible Rape - Sex. Int. by Compulsion	0	1	1	
	Statutory Rape - 1st Degree - Sexual Int.	0	4	4	
	Statutory Rape - 1st Degree - Sexual Int. - Serious Phys. Injury/Display Deadly Weapon	0	1	1	
	Forc. Sodomy - Phys. Injury w/ Person < 12	0	1	1	
	Statutory Sodomy - 1st Deg. - w/ Person < 14 Serious Phys. Injury/Display Deadly Weapon	0	1	1	
	Statutory Sodomy - 1st Deg. - w/ Person < 14	0	9	9	
	Probation Violation	12	30	42	
	Total Unspecified Felonies	12	47	59	
	Fel-C	Involuntary Manslaughter - 1st Degree	0	3	3
		Sexual Assault	0	1	1
		Deviate Sexual Assault	0	7	7
Domestic Assault - 2nd Degree		0	1	1	
Assault - 2nd Degree		1	16	17	
Assault - 2nd Degree - Operate Vehicle Intox.		1	1	2	
Assault/Attempt Assault on Law Enforcement		1	2	3	
Burglary - 2nd Degree		1	75	76	
Stealing a Motor Vehicle		1	13	14	
Theft/Stealing, Value \$500 - \$24,999		3	33	36	
Theft/Stealing of any Firearm		0	1	1	
Arson - 2nd Degree		0	1	1	
Forgery		1	2	3	
Issuing Fraudulent Lien Waiver		0	1	1	
Sexual Abuse		0	1	1	
Sexual Misconduct Involving Child < 15		0	1	1	
Tamper w/ Utility Service or Instit. - 1st Degree		0	4	4	
Tamper w/ Motor Vehicle - 1st Degree		7	54	61	
Tamper w/ Motor Vehicle, Airplane, Boat		0	1	1	
Tamper w/ Property of Another - 2nd Degree		0	1	1	
Tamper w/ Motor Vehicle - 2nd Degree		0	3	3	
Tamper w/ Computer Equip.- Damage >=\$1,000		0	1	1	
Receiving Stolen Property >= \$500		0	7	7	
Endangering Welfare of Child - 1st Degree		0	1	1	
Escape/Attempt. Escape by Striking Person		0	1	1	
Tampering w/ Electronic Monitoring Equip.		0	3	3	
Unlawful Use of Weapon Motivated by Discr.		0	1	1	
Unlawful Possession - Concealable Firearm		0	3	3	
Unlawful Poss./Trans. of Illegal Weapon		0	2	2	
Threatening to Place Bomb at or Near Bus		0	1	1	
Possess Subst. - Except <= 35 gm. Marijuana		6	17	23	
Making a Terrorist Threat		0	2	2	
Total C Felonies		22	261	283	

(Continued, next page)

Appendix A. Committing Offenses by Gender: Fiscal Year 2009

C, D, and Unspecified Felonies (cont.)

<u>Type</u>	<u>Offense</u>	<u>Female</u>	<u>Male</u>	<u>Total</u>
Fel-D	Domestic Assault - 3rd Degree - 3rd Offense	0	1	1
	Assault - 3rd Degree - 3rd or Subsequent Off.	1	2	3
	Assault while on School Property	5	13	18
	Knowingly Burning or Exploding	0	3	3
	Fraudulent Use of Credit/Debit Device >= \$500	0	1	1
	Sex. Misconduct - 1st Degree - Prev. Convict.	0	3	3
	Sex. Misconduct Involv. a Child < 15 - 1st Off.	0	1	1
	Incest	0	5	5
	Tampering w/ Property of Another - Discr.	0	1	1
	Property Damage - 1st Degree	2	5	7
	Resisting Arrest/Detention by Fleeing	1	0	1
	Unlawful Use of a Weapon	1	22	23
	Unlawful Transfer of Weapon to Felon	0	1	1
	Deliver/Sell, Possess Drug Paraphernalia	1	1	2
	Delivery or Manf. of Imitation Controlled Sub.	1	1	2
	Leaving Scene of Motor Vehicle Accident	0	2	2
	Making a False Bomb Report	0	1	1
	Make Terrorist Threat w/ Reckless Disregard	0	1	1
	Total D Felonies	12	64	76
	Total C, D, and Unspecified Felonies	46	372	418

(Continued, next page)

Appendix A. Committing Offenses by Gender: Fiscal Year 2009

Misdemeanors and Other Non-Felonies

<u>Type</u>	<u>Offense</u>	<u>Female</u>	<u>Male</u>	<u>Total</u>	
Mis	Failure to Appear - Misd/Ordinance Charge	1	3	4	
	Purchase/Possession of Liquor by Minor	0	2	2	
	Minor Visibly Intoxicated/BAC >= .02%	1	0	1	
	Beer Possession by Minor	0	1	1	
	Total Unspecified Misdemeanors	2	6	8	
Mis-A	Domestic Assault - 3rd Deg. - 1st/2nd Off.	2	2	4	
	Assault - 3rd Deg. - Phys. Injury	7	15	22	
	Assault on Law Enforcement - Apprehension of Phys. Injury	1	0	1	
	Theft/Stealing - Value < \$500	18	62	80	
	Fraud. Use of Credit/Debit Device	1	0	1	
	Sexual Misconduct - 1st Degree	0	14	14	
	Sexual Misconduct - 2nd Degree - Prior Off.	0	1	1	
	Child Molest. - 2nd Degree	0	3	3	
	Tampering w/ Utility Meter - 2nd Deg.	0	5	5	
	Tampering w/ Property of Another - 2nd Deg.	1	6	7	
	Tampering w/ Motor Vehicle - 2nd Deg.	0	16	16	
	Institutional Vandalism - Property Damage	0	1	1	
	Receiving Stolen Property < \$500	2	8	10	
	Resist/Interfere w/ Arrest, Detention or Stop	4	12	16	
	Willfully Resists or Opposes Member of Patrol	1	0	1	
	Escape/Attempt. Escape from Custody	1	5	6	
	Probation/Parole Violation	18	54	72	
	Unlawful Poss./Trans. of Illegal Weapon	0	2	2	
	Possess <= 35 gm. Marijuana	1	23	24	
	Unlawful Use of Drug Paraphernalia	1	5	6	
	Possession of Imitation Controlled Drug	0	1	1	
	Peace Disturbance - 2nd/Subsequent Offense	1	2	3	
	Rioting	0	1	1	
	Harassment to Frighten or Disturb Another Person	0	2	2	
	Operated Vehicle on Hwy. w/o Valid License	0	2	2	
	Invasion of Privacy - 2nd Degree - 1st Offense	0	2	2	
		Total A Misdemeanors	59	244	303

(Continued, next page)

Appendix A. Committing Offenses by Gender: Fiscal Year 2009

Misdemeanors and Other Non-Felonies (cont.)

<u>Type</u>	<u>Offense</u>	<u>Female</u>	<u>Male</u>	<u>Total</u>
Mis-B	Negligent Burning or Exploding	0	1	1
	Prostitution	1	0	1
	Sexual Misconduct - 2nd Degree	0	2	2
	Property Damage - 2nd Degree	5	26	31
	Making False Report	2	0	2
	Unlawful Use of a Weapon	0	4	4
	Peace Disturbance - 1st Offense	4	9	13
	Trespass - 1st Degree	1	5	6
	Dist. Prescription Med. on School Property	0	1	1
	Total B Misdemeanors		13	48
Mis-C	Assault - 3rd Degree	16	54	70
	Sexual Misconduct - 3rd Degree	0	1	1
	Total C Misdemeanors	16	55	71
Ordinance	Probation Violation	1	1	2
	Stealing	0	1	1
	Tampering	0	1	1
	Total Ordinance Offenses	1	3	4
Total Misdemeanors and Other Non-Felonies		91	356	447

Juvenile Offenses

<u>Type</u>	<u>Offense</u>	<u>Female</u>	<u>Male</u>	<u>Total</u>
Juv	Truancy	1	7	8
	Beyond Parental Control	1	2	3
	Habitually Absent from Home	2	3	5
	Behavior Injurious to Self/Others	5	19	24
	Violation of Valid Court Order	15	61	76
	Municipal - Curfew	0	1	1
Total Juvenile Offenses		24	93	117

Appendix B. Commitments by Circuit & County: Fiscal Year 2009

<u>Circuit</u>	<u>County</u>	<u>Female</u>	<u>Male</u>	<u>Total</u>	<u>Circuit</u>	<u>County</u>	<u>Female</u>	<u>Male</u>	<u>Total</u>
1	Clark	0	0	0	13	Boone	2	17	19
	Schuyler	0	0	0		Callaway	0	3	3
	Scotland	0	0	0		Subtotal	2	20	22
	Subtotal	0	0	0	14	Howard	0	0	0
2	Adair	0	2	2		Randolph	1	3	4
	Knox	0	0	0		Subtotal	1	3	4
	Lewis	0	3	3	15	Lafayette	0	13	13
	Subtotal	0	5	5		Saline	4	7	11
3	Grundy	0	2	2		Subtotal	4	20	24
	Harrison	0	2	2	16	Jackson	6	48	54
	Mercer	0	0	0	17	Cass	1	8	9
	Putnam	0	0	0		Johnson	0	3	3
	Subtotal	0	4	4		Subtotal	1	11	12
4	Atchison	0	1	1	18	Cooper	0	0	0
	Gentry	0	1	1		Pettis	0	8	8
	Holt	0	1	1		Subtotal	0	8	8
	Nodaway	1	1	2	19	Cole	0	15	15
	Worth	0	1	1	20	Franklin	3	13	16
	Subtotal	1	5	6		Gasconade	1	1	2
5	Andrew	0	1	1		Osage	0	0	0
	Buchanan	1	13	14		Subtotal	4	14	18
	Subtotal	1	14	15	21	St. Louis County	10	108	118
6	Platte	4	7	11	22	St. Louis City	7	128	135
7	Clay	4	22	26	23	Jefferson	5	44	49
8	Carroll	0	4	4	24	Madison	0	6	6
	Ray	3	12	15		St. Francois	6	21	27
	Subtotal	3	16	19		Ste. Genevieve	2	7	9
9	Chariton	0	0	0		Washington	5	7	12
	Linn	1	2	3		Subtotal	13	41	54
	Sullivan	2	1	3	25	Maries	0	2	2
	Subtotal	3	3	6		Phelps	0	7	7
10	Marion	4	13	17		Pulaski	0	7	7
	Monroe	0	2	2		Texas	0	0	0
	Ralls	0	2	2		Subtotal	0	16	16
	Subtotal	4	17	21	26	Camden	1	5	6
11	St. Charles	6	46	52		Laclede	4	2	6
12	Audrain	0	5	5		Miller	1	4	5
	Montgomery	0	0	0		Moniteau	0	2	2
	Warren	0	5	5		Morgan	0	4	4
	Subtotal	0	10	10		Subtotal	6	17	23

(Continued, next page)

Appendix B. Commitments by Circuit & County: Fiscal Year 2009

<u>Circuit</u>	<u>County</u>	<u>Female</u>	<u>Male</u>	<u>Total</u>	<u>Circuit</u>	<u>County</u>	<u>Female</u>	<u>Male</u>	<u>Total</u>
27	Bates	0	1	1	39	Barry	0	7	7
	Henry	0	1	1		Lawrence	1	3	4
	St. Clair	0	1	1		Stone	1	1	2
	Subtotal	0	3	3		Subtotal	2	11	13
28	Barton	2	0	2	40	McDonald	2	8	10
	Cedar	1	0	1		Newton	15	26	41
	Dade	0	0	0		Subtotal	17	34	51
	Vernon	0	6	6	41	Macon	0	3	3
	Subtotal	3	6	9		Shelby	0	1	1
29	Jasper	16	32	48		Subtotal	0	4	4
30	Benton	0	2	2	42	Crawford	1	7	8
	Dallas	2	7	9		Dent	0	1	1
	Hickory	0	0	0		Iron	0	0	0
	Polk	1	7	8		Reynolds	0	0	0
	Webster	1	3	4		Wayne	1	0	1
	Subtotal	4	19	23		Subtotal	2	8	10
31	Greene	3	33	36	43	Caldwell	0	3	3
32	Bollinger	1	2	3		Clinton	0	4	4
	Cape Girardeau	3	10	13		Daviess	1	2	3
	Perry	3	3	6		DeKalb	0	2	2
	Subtotal	7	15	22		Livingston	0	5	5
33	Mississippi	2	8	10		Subtotal	1	16	17
	Scott	5	22	27	44	Douglas	1	1	2
	Subtotal	7	30	37		Ozark	0	2	2
34	New Madrid	0	5	5		Wright	1	4	5
	Pemiscot	1	7	8		Subtotal	2	7	9
	Subtotal	1	12	13	45	Lincoln	2	5	7
35	Dunklin	2	3	5		Pike	1	1	2
	Stoddard	1	1	2		Subtotal	3	6	9
	Subtotal	3	4	7		TOTAL	169	923	1,092
36	Butler	4	10	14					
	Ripley	0	2	2					
	Subtotal	4	12	16					
37	Carter	0	0	0					
	Howell	1	1	2					
	Oregon	0	0	0					
	Shannon	0	0	0					
	Subtotal	1	1	2					
38	Christian	6	18	24					
	Taney	2	10	12					
	Subtotal	8	28	36					

Appendix C. Facility Utilization: Fiscal Year 2009

<u>Facility</u>	<u>Number of Beds</u>	<u>Total Exits from Facility in FY 2009</u>	<u>Youth in Facility on 06/30/09</u>	<u>Total Youth Served in FY 2009*</u>
Babler Lodge	20	85	20	105
Bissell Hall	20	32	26	58
Camp Avery	20	46	17	63
Camp Avery Short-Term	10	37	11	48
Community Learning Center	10	25	13	38
Cornerstone	10	18	12	30
Datema House	10	34	10	44
Delmina Woods	10	22	11	33
Delmina Woods Short-Term	10	33	12	45
Discovery Hall	10	15	8	23
Fort Bellefontaine	20	43	24	67
Fulton Treatment Center	30	36	25	61
Gentry Facility	20	53	21	74
Girardot Center for Youth and Families	20	42	23	65
Green Gables	10	27	11	38
Hillsboro	30	60	20	80
Hogan Street	30	40	30	70
Langsford House	10	30	11	41
Lewis and Clark	10	35	14	49
Montgomery Facility	40	25	15	40
Mount Vernon	30	59	25	84
NE Community Treatment Center	10	17	11	28
New Madrid Bend	20	52	21	73
NW Regional Youth Center	30	42	31	73
Rich Hill Facility	20	51	24	75
Riverbend Facility	30	32	29	61
Rosa Parks Center	10	14	11	25
Sears Youth Center	50	78	54	132
Sierra Osage	20	35	20	55
Spanish Lake	20	36	29	65
Twin Rivers	20	34	20	54
Watkins Mill	50	91	58	149
Waverly	40	68	43	111
Wilson Creek	10	33	12	45
TOTAL	710	1,380	722	2,102

* Total Youth Served equals Total Exits from Facility in FY 2009 plus Youth in Facility on 06/30/09.

Appendix D. Historical Timeline of DYS

Significant Events Shaping the Evolution of the Division of Youth Services

- **1889** – Training School for Boys in Boonville and the Training School for Girls in Chillicothe established.
- **1926** – Training School for Negro Girls at Tipton was opened.
- **1945** – State Board of Training Schools was established, and for the first time a statutory mandate for “rehabilitation and guidance of juvenile offenders” appears. The institutions were classified as “educational institutions.”
- **1948** – Legislation established indeterminate sentencing, age ranges (12 years through 26 years for boys and 12 years through 20 years for girls) and aftercare.
- **1948** – Governor Donnelly’s “midnight raid” on Training School for Boys. After two youth were killed by violent offenders, the Governor and a convoy of armed officers removed 71 boys and transferred them to the state penitentiary. The Governor dismissed the entire board.
- **1948** – Wendall E. Sears, Director (1948-1971)
- **1954** – Desegregation of Reception
- **1956** – Training School for Negro Girls closed and consolidated with the Training School for Girls in Chillicothe.
- **1957** – Juvenile Code (or Unified Juvenile Court Act) passed—made the court a “treatment center rather than a punishment center.” Bestowed exclusive juvenile court jurisdiction over delinquency, abuse and neglect, status offenses and adoption. Established blueprint for further development of custody and placement alternatives.
- **1962** – Camp Avery Park Camp was opened where boys could be placed in a less institutional environment.
- **1964** – Watkins Mill Park Camp was opened to further the movement toward “non-institutional” services for delinquent youth.
- **1970’s** – Systematic agency planning for de-emphasis of large rural institutions and establishment of smaller treatment facilities. Aftercare services expanded.
- **1970** – W. E. Sears Youth Center opened as an expansion of smaller non-institutional environments for youth.

(Continued, next page)

Appendix D. Historical Timeline of DYS

Significant Events Shaping the Evolution of the Division of Youth Services (cont.)

- **1971** – Frederick O. McDaniel, Director (1971-1975)
- **1971** – DYS Advisory Board reappointed.
- **1972** – First Group Homes established, first DYS venture into the community.
- **1974** – The Omnibus Reorganization Act created the Division of Youth Services within the Department of Social Services. Age ranges were changed to 12 through 17 for both boys and girls.
- **1974** – Group treatment approach adopted as the primary treatment modality.
- **1975** – Scope of responsibility was broadened to include prevention services, comprehensive training programs, consultation, and information services to non-DYS agencies, technical assistance to local communities, and a statewide data information system. DYS Advisory Board expanded to 15 members.
- **1975** – Max Brand, Director (1975-1978)
- **1975** – Initial stages of re-organization with the Five Year Plan. The plan called for the closing of the training schools, expansion of community-based services, delinquency prevention programs, staff development and training, improved quality of programs, better education for youth, and effective research and evaluation.
- **1975** – The Department of Elementary Education authorized to set educational standards for the Division of Youth Services as it has in its administration of the public school system. DYS schools become accredited.
- **1976** – Short-term programs provide alternatives to long-term institutional care developed at Camp Pa-He-Tsi (later Green Gables Lodge) at Osage Beach and Group Home 6 in Springfield (Wilson Creek Group Home).
- **1978** – Frederick O. McDaniel, Director (1978-1979)
- **1979** – Keith Schafer, Director (1979-1981)
- **1980's** – Continuation of agency's direction toward regionalization and an expansion of the continuum of treatment. Regionalized treatment facilities continue to absorb youth from the Training Schools.
- **1980** – Juvenile Court Diversion program established.

(Continued, next page)

Appendix D. Historical Timeline of DYS

Significant Events Shaping the Evolution of the Division of Youth Services (cont.)

- **1981** – Jim Hair, Director (1981-1984)
- **1981** – Family Therapy initiated as part of the spectrum of care.
- **1981** – Training School for Girls closed.
- **1983** – Training School for Boys closed.
- **1984** – Gary Sherman, Director (1984-1986)
- **1986** – Al Gage, Director (1986-1988)
- **1986** – Division of Youth Services’ educational programs entitled to state aid, providing greater legitimacy to the educational services provided. Local school districts, constituting the domicile of the youth placed in DYS education programs, pay toward the per pupil cost of educational services based on the average sum produced per child by the local tax effort.
- **1987** – Blue Ribbon Commission recommendations result in greater appropriations for the Division of Youth Services.
- **1987** – Situational Leadership framework adopted as a means for further development of treatment programs.
- **1988** – Mark D. Steward, Director (1988-2005)
- **1990** – First day treatment program opened as Excel School in Springfield.
- **1991** – Intensive Case Monitoring services began. Enhanced supervision, monitoring and support functions through frequent and consistent aftercare contact.
- **1992** – Community Liaison Councils developed to link facilities to the local community and to advance support for positive youth development.
- **1993** – Jobs Program allows youth in residential programs to perform community service for which they will receive payment, allowing youth to be seen as resources within the community. Earnings may be used by the youth to make restitution payments.
- **1994** – National Council on Crime and Delinquency recognizes Missouri’s national leadership for Excellence in Adolescent Care.

(Continued, next page)

Appendix D. Historical Timeline of DYS

Significant Events Shaping the Evolution of the Division of Youth Services (cont.)

- **1995** – Juvenile Crime Bill included provisions for determinate sentencing, granted DYS the ability to petition for increased stay up to age 21, removed the lower age limit for commitment and provided for the development of dual jurisdiction. As a result of the Crime Bill and the Fourth State Building Bond Issue, a number of new facilities for DYS were authorized.
- **1997** – Department of Elementary and Secondary Education authorized DYS to graduate high school students who meet all the graduation requirements of the state of Missouri.
- **1999** – Expansion of residential capacity through new facilities completed.
- **2001** – American Youth Policy Forum identified Missouri as a “guiding light for reform” and found that its emphasis on treatment and least restrictive care is far more successful than incarceration-oriented programs.
- **2003** – Study conducted by Dick Mendel, featured in *ADVOCASEY* magazine, identified Missouri’s cost and recidivism rates as among the best in the country.
- **2003** – Named as a model juvenile justice site by the Annie E. Casey Foundation, Edna McConnell Clark Foundation and the National Council on Crime and Delinquency. Recognition led to DYS hosting numerous juvenile justice authorities, legislators and corrections officials looking to launch reform efforts in other states.
- **2005** – Paul Bolerjack, Director (2005-2007)
- **2007** – Tim Decker, Director (2007-Current)
- **2008** – DYS named winner of the Annie E. Casey Innovations in American Government Award in Children and Family System Reform from Harvard University.