

**Missouri Department
of Social Services**

**Division of
Youth Services**

Annual Report

Fiscal Year
2004



Research and Evaluation
221 West High Street
Broadway Building
Jefferson City, MO 65101

**Division of Youth Services
Annual Report
Fiscal Year 2004**

Missouri Department of Social Services
P. O. Box 1527
221 West High Street
Jefferson City, Missouri 65102-1527

Missouri Department of Social Services Mission Statement

To maintain or improve the quality of life for the people of the state of Missouri by providing the best possible services to the public, with respect, responsiveness and accountability, which will enable individuals and families to better fulfill their potential.

Missouri Division of Youth Services Mission Statement

The mission of the Division of Youth Services is to enable youth to fulfill their needs in a responsible manner within the context of and with respect for the needs of the family and the community.



MATT BLUNT
GOVERNOR

MISSOURI
DEPARTMENT OF SOCIAL SERVICES
DIVISION OF YOUTH SERVICES

P.O. BOX 447
JEFFERSON CITY
65102-0447

TELEPHONE: 573-751-3324, FAX: 573-526-4494

RELAY MISSOURI
for hearing and speech impaired

TEXT TELEPHONE
1-800-735-2966

VOICE
1-800-735-2466

Dear Reader:

The Division of Youth Services (DYS) is pleased to present to you our Annual Report for FY'2004. Included in the report is an overview of agency operations, statistics regarding the youth served, and outcome indicators.

Over the past couple of years DYS has been fortunate to have received increased state and national recognition, in part due to the innovative treatment approaches and successes of the agency. We extend our appreciation to the Governor, the Missouri Legislature, the Department of Social Services, the DYS Advisory Board, the communities and the many volunteers and friends of the division. Without their support and the hard work and dedication of the DYS employees, the range and quality of services and opportunities provided to the youth and their families would not have been possible.

Very truly yours,

(Original document signed by)

Mark D. Steward
Director

Missouri Division of Youth Services
Central Office
221 West High, 5th Floor Broadway Building
Jefferson City, MO 65101
(573) 751-3324

TABLE OF CONTENTS

FISCAL YEAR 2004 EXECUTIVE SUMMARY	vi
INTRODUCTION	1
COMMITMENT AND DEMOGRAPHIC INFORMATION	2 - 11
Total Commitments	2
Commitments by Gender	3
Commitments by Age	4
Commitments by Race and Gender	5
Commitments by Grade Level	6
Commitments by Family Constellation	7
Metropolitan versus Rural Commitments	7
Commitments by Region	8
Commitments by Offense Type and Gender	8
Commitment Trends for Offense Type	9
CASE MANAGEMENT AND TREATMENT SERVICES	11 - 15
Case Management System	11
Residential Facilities	12
Day Treatment	12
Community Care Services	12
Jobs Program	13
Health Care Services	13
Interstate Compact on Juveniles	14
Juvenile Court Diversion	15
FISCAL INFORMATION	16
Fiscal Year 2004 Expenditures	16
Residential Program Costs	16
OUTCOME INDICATORS	17 - 18
Discharges from DYS Custody	17
Recidivism	17
Academic Achievement and GED Success	18
CONCLUSION	18
APPENDICES	19 - 27
A: Committing Offenses by Gender: Fiscal Year 2004	20
B: Commitments by Circuit and County: Fiscal Year 2004	25
C: Facility Utilization: Fiscal Year 2004	27

FISCAL YEAR 2004 EXECUTIVE SUMMARY

- 1,277 youth were committed to DYS during FY 2004.
- 81.2% of youth committed to DYS were male.
- The average age of all youth committed was 15.0 years.
- The average DYS youth had attained 8.9 years of schooling at the time of commitment.
- 117 youth (9.2%) were committed for the most serious felonies (A and B felonies) during FY 2004, and 531 youth (41.6%) were committed for less serious felonies during the fiscal year.
- In FY 2004, 117 youth (9.2%) were committed for juvenile offenses.*
- 512 youth (40.1%) were committed for misdemeanors and other non-felonies.
- 54.4% of all commitments were from single-parent homes.
- 65.9% of youth were committed from metropolitan areas.
- 84.5% of all discharges from DYS custody were satisfactory.

* The Juvenile Offense category became effective with FY 2002 reporting and is based upon the Missouri Juvenile Charge Codes. The following violations are included in this category: status offenses, abuse, custody, neglect, court order violations, and municipal charges.

INTRODUCTION

The mission of the Missouri Division of Youth Services (DYS) is to enable youth to fulfill their needs in a responsible manner within the context of and with respect for the needs of the family and the community. In fulfilling this mission, DYS maintains a commitment to protecting the safety of Missouri citizens by providing individualized, comprehensive, needs-based services that ultimately enable youth to successfully reintegrate. Despite national trends toward punitive and correctional models, Missouri's Division of Youth Services maintains a balanced approach to juvenile justice, emphasizing both community safety and rehabilitation. Small, regionalized, residential and non-residential programs and services have replaced the large training schools that once characterized DYS. In order to more effectively and efficiently administer the programs and services, DYS has divided the state into five geographic regions (Northeast, Northwest, St. Louis, Southeast, and Southwest), each with a regional administrative and service delivery system.

The gradual but marked evolution of the agency has resulted in the following array of services and approaches: a continuum of community-based and residential treatment and education services; a case management system in which a single case manager follows a youth throughout his/her tenure in the agency; collaboration with local juvenile courts regarding early intervention and prevention efforts through the provision of diversionary funds; an emphasis on a humane, dignified, supportive, structured, and therapeutic climate; development of community-based partnerships; and incorporation of treatment outcome and quality assurance components to evaluate efficacy and improve service delivery.

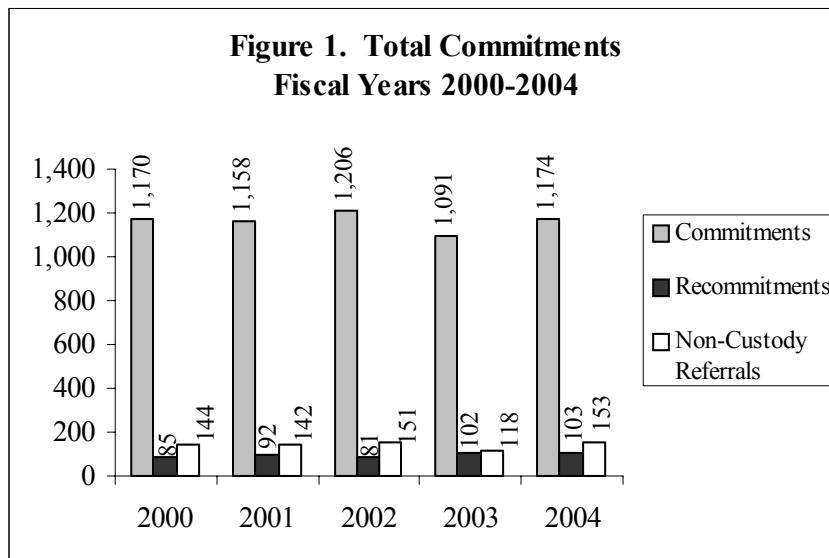
In fiscal year 2004, the division faced continued budgetary challenges, reflecting both state and national economic concerns. Through the continued support of the Governor, the Missouri Legislature, and the DYS Advisory Board, the division's ability to provide needed treatment services and to assist juvenile courts in developing programs to serve youth at the local level, although impacted, remains operative throughout the state.

This annual report provides a summary of descriptive statistics about the youth committed to the care of the division as well as pertinent information regarding overall agency operations during fiscal year 2004.

COMMITMENT AND DEMOGRAPHIC INFORMATION

Total Commitments

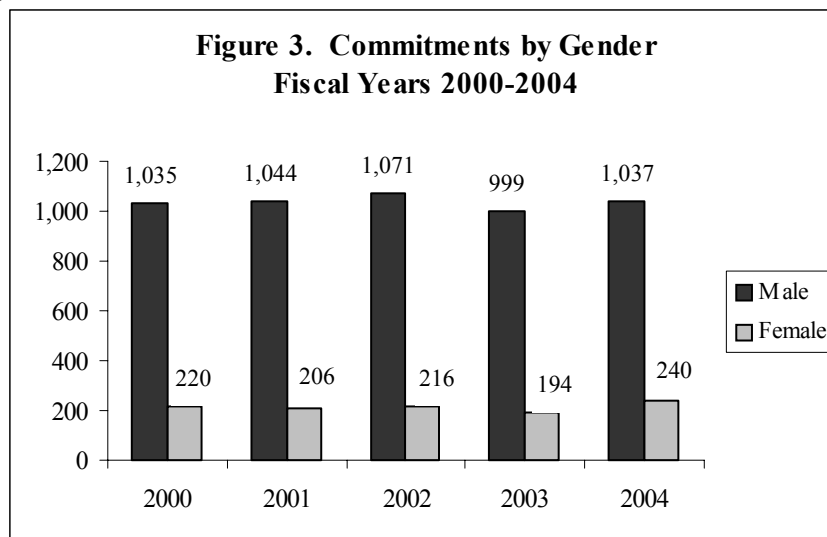
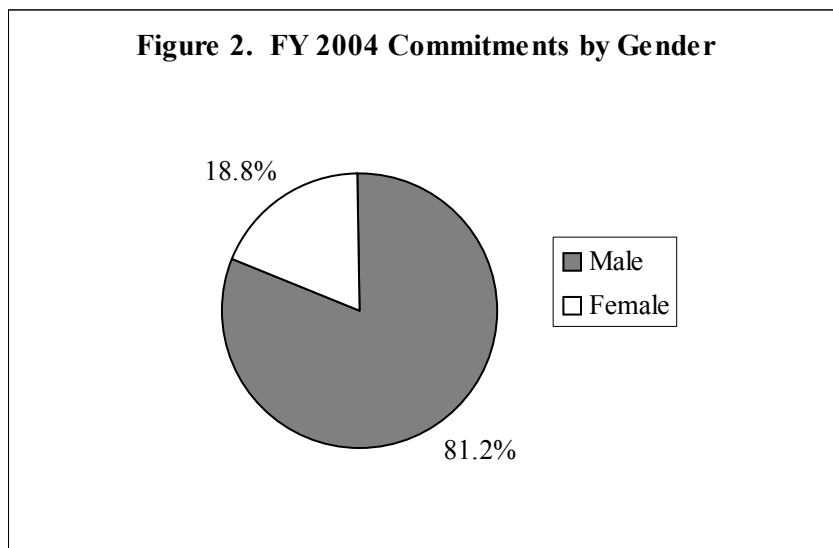
The total number of children committed to DYS by the court per year includes all *new commitments* plus *recommitments*. These commitments are considered *custody referrals* as DYS is given legal and physical custody of a youth within its system. DYS also receives referrals from agencies such as the juvenile courts and the Division of Family Services. These youth are considered *non-custody referrals* and are not formally committed to the custody of DYS. Non-custody referrals may receive services in the community care setting, but cannot be placed in residential care. During FY 2004, a total of 1,277 youth were committed to DYS. This number represents a 7.0% increase in total commitments from FY 2003; however, the number of commitments has remained relatively constant over the past five fiscal years (see Figure 1).



NOTE: Dual jurisdiction cases, in which youthful offenders are certified and simultaneously receive an adult and juvenile disposition in a court of general jurisdiction, are not included in the overall data in this report.

Commitments by Gender

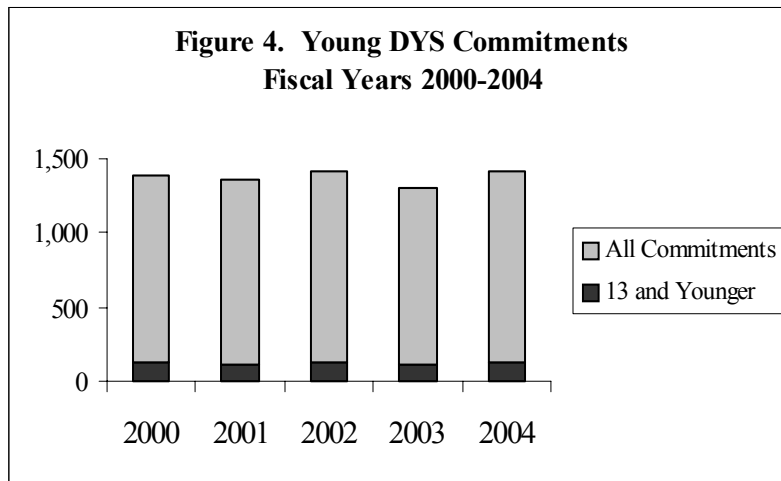
A total of 1,037 males accounted for 81.2% of the overall commitments to DYS during FY 2004. Relative to their male counterparts, females accounted for a small (18.8%) percentage of the total commitments, with 240 females ordered into DYS custody (Figure 2). Despite the relatively smaller number of female commitments to DYS, this population remains a challenge given the limited resources available. The ratio of male to female offenders has remained relatively constant over the past five years (Figure 3).



Commitments by Age

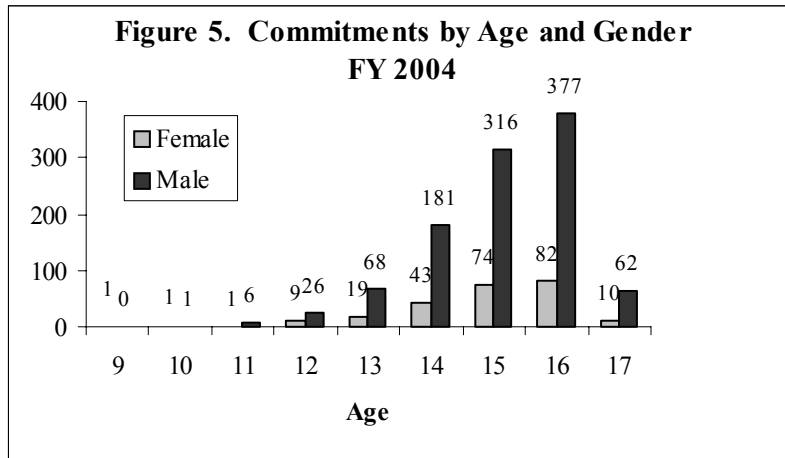
The largest percentage of youth (84.0%) committed to DYS during FY 2004 were between the ages of 14 and 16 years (Table 1). Only 10.3% of the committed youth were 13 years of age or younger. Although the lowest threshold age for commitments to DYS was eliminated by the Juvenile Crime Bill in 1995, there has been no subsequent substantial increase in the commitment of young offenders to DYS (Figure 4).

Table 1. Commitments by Age and Gender FY 2004			
Age	Male	Female	Total
9	0	1	1
10	1	1	2
11	6	1	7
12	26	9	35
13	68	19	87
14	181	43	224
15	316	74	390
16	377	82	459
17	62	10	72
Total	1,037	240	1,277



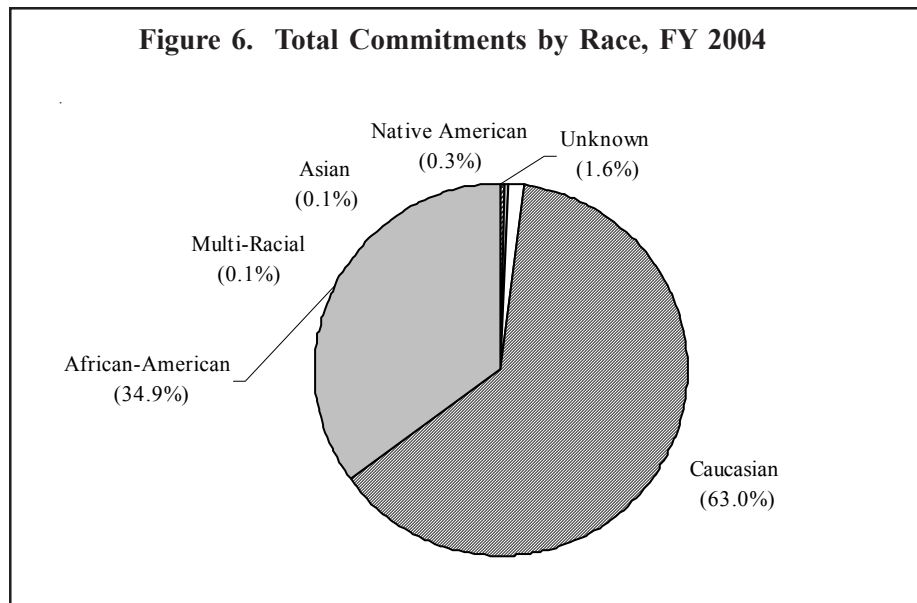
Commitments by Age (Continued)

As depicted in Figure 5, the numbers of youth committed to DYS during FY 2004 increased incrementally from age nine until peaking at age 16, with a sharp decline in commitments of youth over 16 years of age.



Commitments by Race and Gender

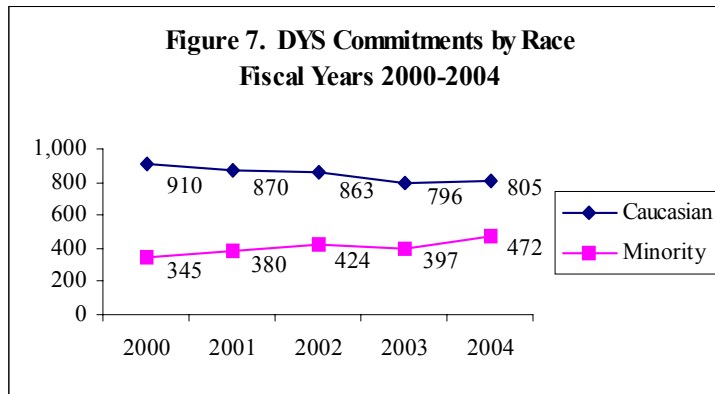
During FY 2004, Caucasian youth accounted for the majority (63.0%) of commitments to DYS (Figure 6). When further examining race by gender, Caucasian males accounted for almost half (49.0%) of the total commitments. African-American males were the next largest group of commitments, representing 30.9%. As noted previously, females have consistently represented a relatively small percentage of commitments to DYS, with minority females accounting for 4.8% of all youth committed to the agency during FY 2004.



Commitments by Race and Gender (Continued)

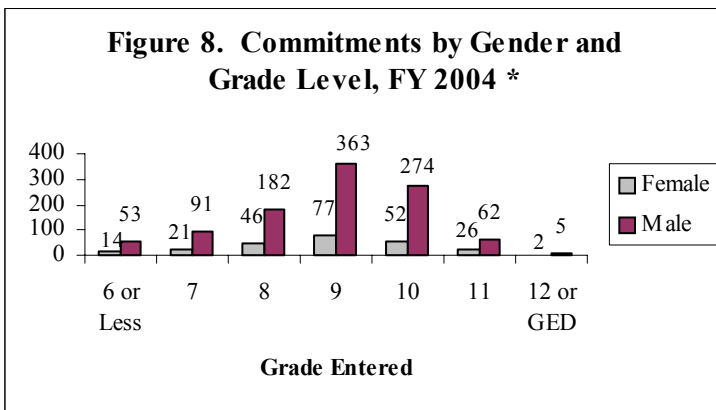
As previously noted, the absolute numbers of minority youth entering or re-entering DYS custody during FY 2004 represented a significantly smaller percentage of the overall commitments in comparison to Caucasian youth. However, relative to the overall youth population in the state of Missouri, a disproportionate number of minority youths entered the DYS system during FY 2004. More specifically, while minority youth constituted only 18.5% of the Missouri population of individuals between 10 and 17 years of age (based on July 1, 2003 estimates provided by the U.S. Census Bureau to the Missouri Office of Administration), minorities accounted for 37.0% of DYS commitments.

Figure 7 shows the number of Caucasian and minority youth committed to DYS over the past five fiscal years.



Commitments by Grade Level

Sixty-seven youth, or 5.2% of all commitments in FY 2004, had entered the sixth grade or less upon entering the DYS system. The majority of students (77.8%) had entered the eighth, ninth or tenth grade. Seven students had begun the twelfth grade or were working toward the General Equivalency Diploma (GED) (Figure 8).

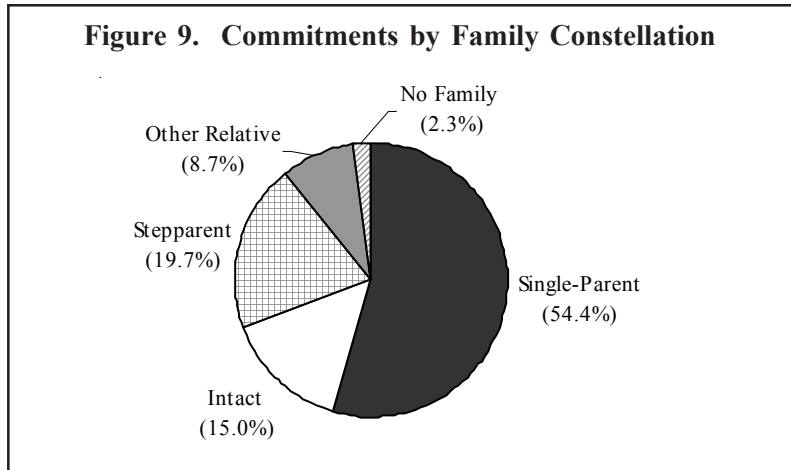


It is generally assumed that a student will complete his or her high school education within four years, around the age of 18. Many DYS youth committed in FY 2004 were found to be behind schedule in completing their education.

* NOTE: Grade level data were missing for 9 youth committed in FY 2004.

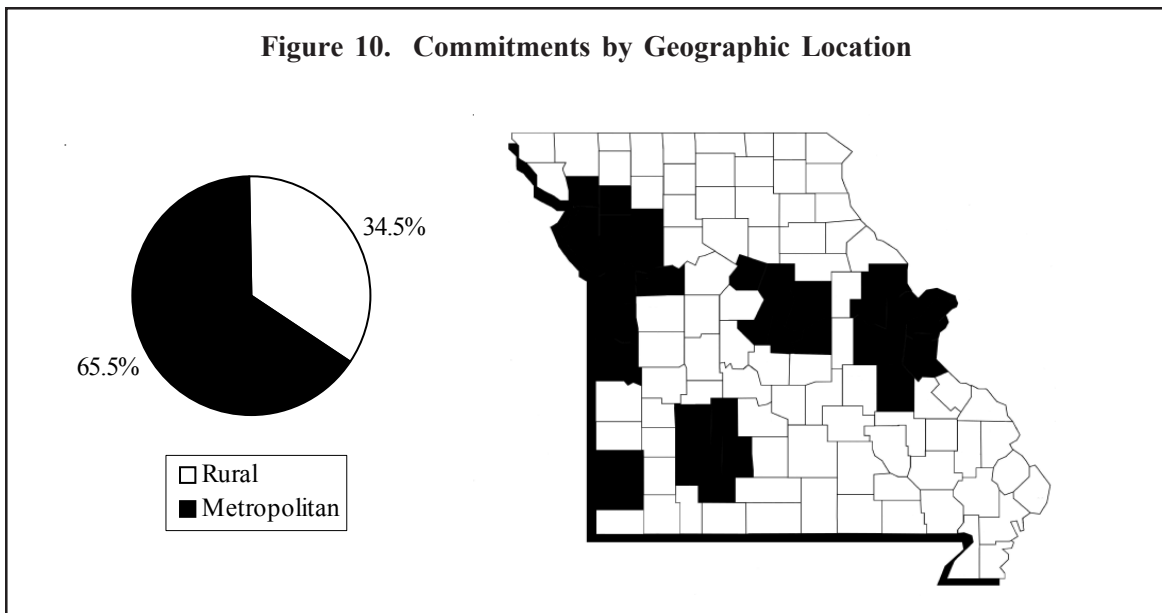
Commitments by Family Constellation

As seen in Figure 9, over half (54.4%) of the youth committed to DYS in FY 2004 came from single-parent homes. Conversely, only 15.0% of the youth resided in intact homes where both parents, biological or adoptive, were present.



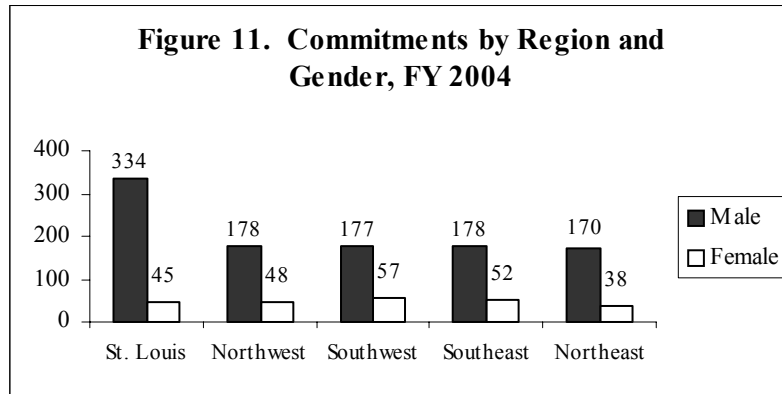
Metropolitan versus Rural Commitments

The majority of youth committed to DYS in FY 2004 (65.5%) resided in metropolitan areas of the state (Figure 10), and 65.9% were committed from metropolitan areas. The U. S. Census Bureau defines the following as metropolitan: The City of St. Louis and the counties of Boone, Howard, Callaway, Cole, Moniteau, Osage, Jasper, Newton, Bates, Caldwell, Cass, Clay, Clinton, Jackson, Lafayette, Platte, Ray, Andrew, Buchanan, DeKalb, Franklin, Jefferson, Lincoln, St. Charles, St. Louis, Warren, Washington, Christian, Dallas, Greene, Polk, and Webster.




Commitments by Region

The largest proportion (29.7%) of the overall commitments to DYS during FY 2004 occurred in the St. Louis region, which received 379 youth. Conversely, the 208 youth committed in the Northeast region accounted for only 16.3% of the total DYS commitments (Figure 11). In each of the five regions, males represented the majority of the commitments, ranging from 75.6% committed in the Southwest region to 88.1% in the St. Louis region.



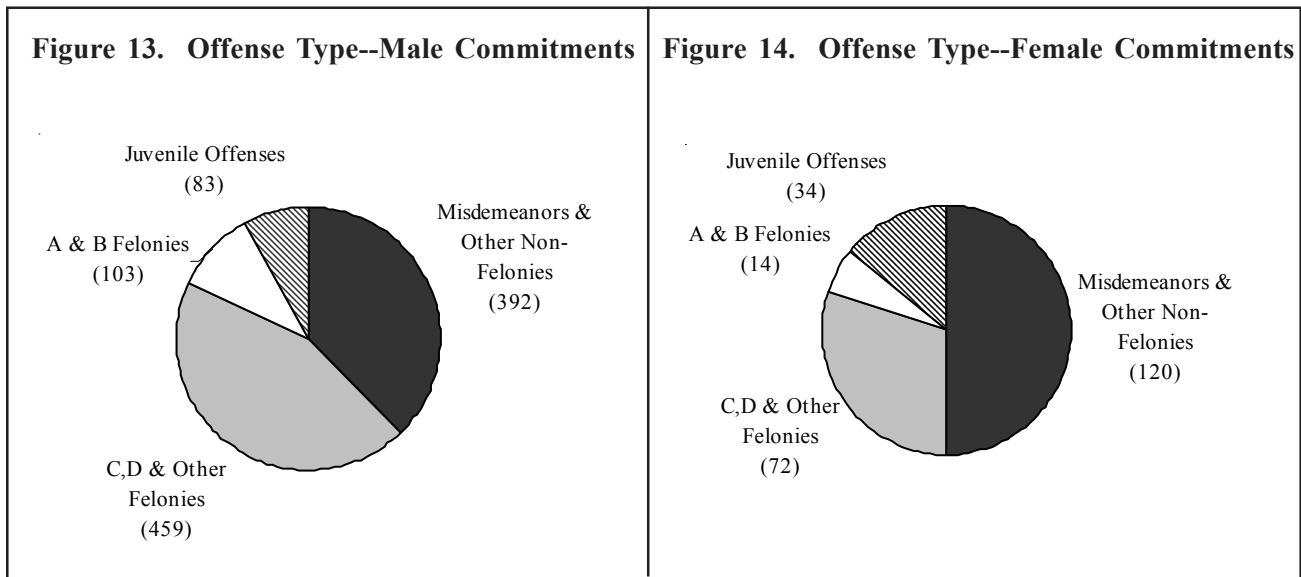
Commitments by Offense Type and Gender

Youth were most likely to be committed to DYS for adjudications involving class C, D, or unspecified felonies (i.e., “Other Felonies”), representing 41.6% of the total commitments. Included in this category are property offenses, drug crimes, and theft. Youth committed for misdemeanors and other non-felony offenses, which include offenses such as probation violations and escapes from custody, comprised 40.1% of commitments. Youth commitments for the most serious crimes, A and B felonies, represented 9.2% of the total DYS commitments for FY 2004. Youth adjudicated for juvenile offenses such as truancy and curfew violations also accounted for 9.2% of the youth entering DYS custody (Figure 12).



Commitments by Offense Type and Gender (Continued)

When comparing offense types by gender, males tended to be placed into DYS custody for more serious offenses than females (Figure 13). More specifically, 9.9% of the male offenders were committed for A & B felonies and 44.3% were committed for “Other Felonies.” Of all females committed to DYS, only 5.8% were adjudicated for A & B felonies and 30.0% for “Other Felonies.” As seen in Figure 14, relative to males, females committed to DYS accounted for larger percentages of juvenile offenses (14.2% female versus 8.0% male) and misdemeanors (50.0% female versus 37.8% male).

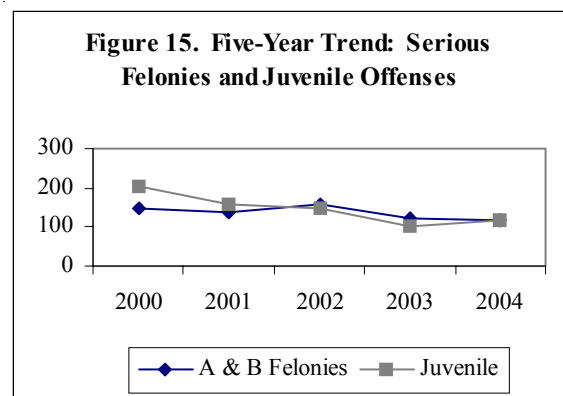


Commitment Trends for Offense Type

Between FY 2003 and FY 2004 there was a 7.0% increase in overall commitments to DYS. However, five-year trends, shown in Figure 15, show slight decreases in commitments to DYS for the most serious felonies (A & B) and for juvenile offenses.

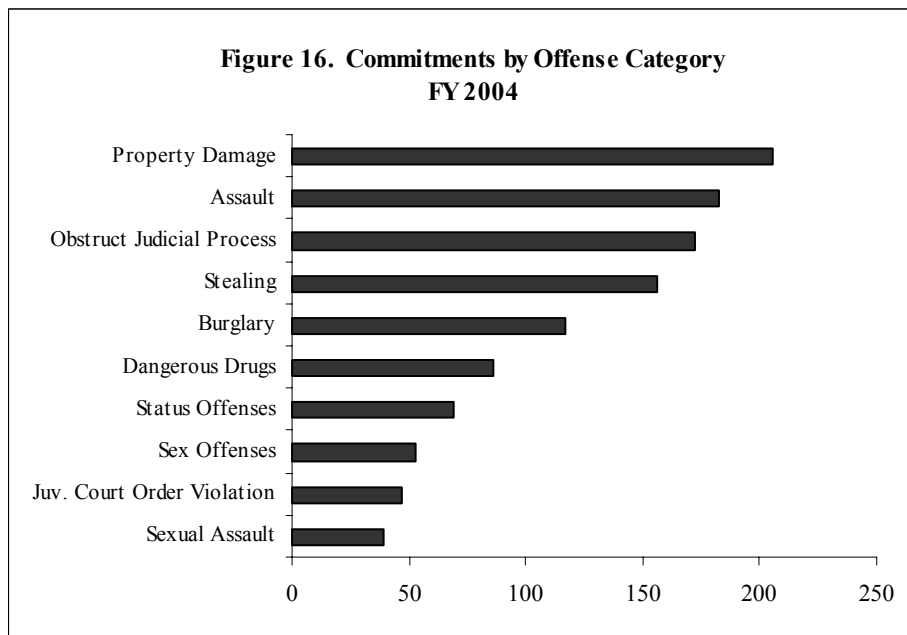
Table 2. Commitments by Offense Type FY 2003 and FY 2004

	<u>2003</u>	<u>2004</u>	<u>% Change</u>
A & B Felonies	123	117	-4.9%
C, D & Other Felonies	499	531	6.4%
Misdemeanors and Other Non-Felonies	471	512	8.7%
Juvenile Offenses	100	117	17.0%

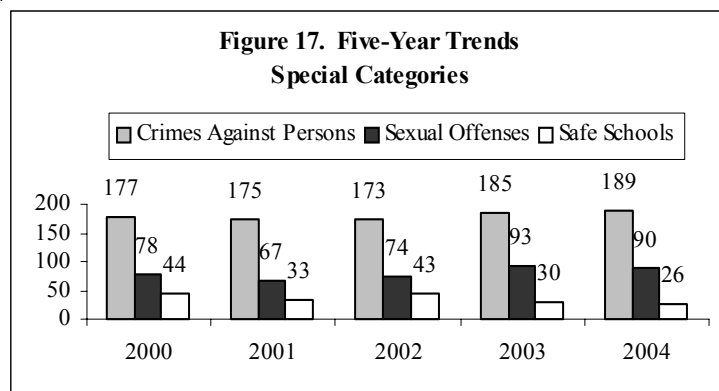


Commitment Trends for Offense Type (Continued)

A closer examination of the specific crimes for which youth were committed to DYS in FY 2004 reveals that property damage, assault, obstructing the judicial process, and stealing were the most common offenses. The top 10 offense categories for FY 2004 commitments are shown in Figure 16.



With the increased attention to serious and violent juvenile crime in recent years, certain types of offenses are the subject of more intense scrutiny and interest. In Missouri, legislation such as the Juvenile Crime Bill in 1995 and the Safe Schools Act in 1996 targeted a variety of these offenses, such as crimes against persons, sexual offenses, and other violent crimes. Figure 17 reflects the current FY 2004 statistics and five-year trends for DYS commitments in these special categories following the passage of the Juvenile Crime Bill and Safe Schools Act. It is important to note that the offense categories are not mutually exclusive as some crimes may be statutorily defined and included in more than one of the categories. For complete listings of the specific crimes in each of these categories, the reader is referred to Chapters 160, 565, and 566 of the Revised Statutes of Missouri.



Commitment Trends for Offense Type (Continued)

As noted previously, the commitment and demographic data contained in this FY 2004 report excludes the data for youthful offenders sentenced pursuant to the dual jurisdiction statute that was a part of the Juvenile Crime Bill of 1995. In FY 2004, only four youthful offenders, all male, were sentenced pursuant to the dual jurisdiction provision and subsequently received by DYS.

CASE MANAGEMENT AND TREATMENT SERVICES

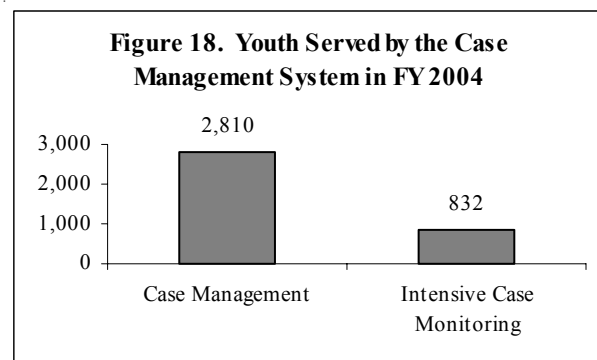
Case Management System

DYS continually modifies and refines its case management system in order to enhance assessment, treatment planning, and the coordination and monitoring of services for each youth and family. Case managers, or service coordinators, are the primary link between DYS, the youth and family, and the local juvenile or family court. Service coordinators are responsible for ensuring adherence to court orders, appropriate supervision, and that expectations such as attending work, school, treatment, and community service are met. To increase availability to clients and communities, service coordinators are strategically placed in geographical locations that are in close proximity to communities they serve. As such, frequent contact, resource development, civic involvement, and community interaction are more readily achieved.

Service coordinators perform comprehensive risk and needs assessments which lead to the development of individualized treatment plans for each youth committed to DYS. These risk and needs assessments have been revised and formalized over the past few years.

The Intensive Case Monitoring program is an important component of the overall DYS case management system. Through this program, social service aides, known as “trackers,” maintain consistent and frequent contact with DYS youth in aftercare or community care. Employed under the direction of the Service Coordinator, trackers serve in a variety of capacities that enhance supervision, monitoring, and supportive functions. Beyond the clear benefits to the youth as a result of the frequent and consistent contact, attention, guidance and mentoring, the trackers are a cost-effective means to enhance supervision of the youth while reducing demands on service coordinators’ caseloads.

In FY 2004, a total of 2,810 youth received case management services within DYS. Additionally, 832 youth in the custody of DYS were served by the Intensive Case Monitoring program (Figure 18).



Residential Facilities

Within the division there exists a continuum of residential facilities, including community based, moderate care, and secure care programs. Regardless of the security level, there is an overall emphasis on meeting the individualized psychosocial, educational, vocational, and medical needs of the youth in a dignified, structured, supportive, and therapeutic environment. Youth learn to recognize the various factors associated with their unhealthy decisions and to identify and practice appropriate and effective ways of meeting their needs while respecting the rights of others. Common treatment targets include communication and social skills development, problem solving, conflict resolution, substance abuse prevention, healthy relationships, esteem enhancement, and victim empathy enhancement. Educational achievement and vocational skills are emphasized as well.

In FY 2004, DYS operated 32 residential facilities, with a total of 726 beds. These facilities served 2,127 youth who were in the custody of DYS during the fiscal year. Budgeted bed space allocations as well as utilization statistics for each of the residential facilities for FY 2004 are included in Appendix C.

Day Treatment

Day treatment programs within DYS are primarily designed to divert lower-risk youth from residential placement, although these programs also provide an effective transitional service for youth re-entering the community following release from residential care. The day treatment programs allow for youth to receive community-based, structured, alternative educational programming. In addition to academic and vocational instruction, the day treatment programs incorporate psychoeducational groups and other treatment interventions.

DYS day treatment programs served 688 youth during FY 2004.

Community Care Services

Community care is a network of interacting programs and services that offer assistance and supervision to both committed and non-committed DYS youth. Direct placement into community care provides an alternative to residential care. Community care services are also offered to committed youth after release from a residential facility. These services work to reduce or eliminate factors that may have contributed to past offenses committed by the youth. See Table 3 for types of community care services offered by DYS.

Community Reparation	Independent Living
Contractual Care	Individual Counseling
Day Treatment	Intensive Case Monitoring
Education	Job Placement
Family Preservation	Mentor Services
Family Therapy--DYS	Proctor Care
Family Therapy--Purchased	Shelter--Emergency
Foster Care	Shelter--Temporary
Group Counseling	

Jobs Program

Efforts to provide youth with vocational programming resulted in development of what is referred to as the DYS Jobs Program, which was included as a promising program or policy initiative in a report by the National Youth Employment Coalition to the Annie E. Casey Foundation in 2000. This program allows Division youth to gain employment skills and receive minimum wage compensation through a contractual agreement between the Division of Youth Services and the Division of Workforce Development. In addition to job skills learned, wages earned from the Jobs Program enable youth to make restitution payments and contributions to the Crime Victims' Compensation fund.

In FY 2004, a total of 942 youth were served by the Jobs Program. The overwhelming majority (905 youth, or 96.1%) of youth were categorized as successful. For the purpose of this report, success in the Jobs Program refers to maintaining participation consistent with the employing agencies' philosophies, structure, expectations, and requisite level of occupational skill.

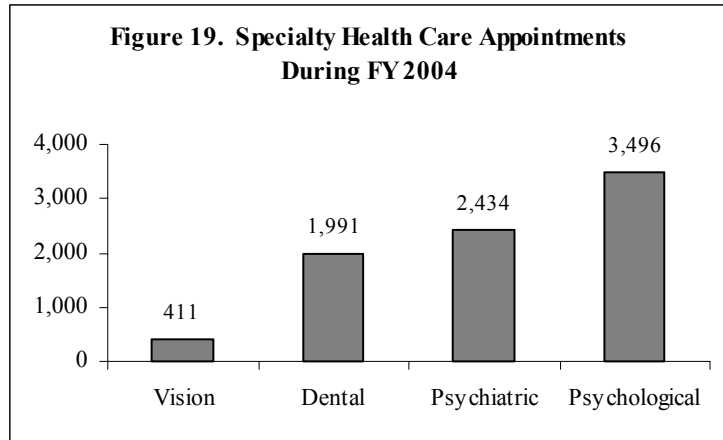
In addition, 83.6% of youth committed to DYS were productively involved in education and/or employment at the time of discharged from DYS in FY 2004.

Health Care Services

Part of the needs-based philosophy to which DYS subscribes is the recognition that the medical well-being of youth in its care is a primary concern. Left untended, health care needs severely impair the therapeutic value of the other services offered. In FY 2001, the DYS commitment to meeting the health care needs of the youth was reflected in the formal and complete incorporation of the Healthy Children and Youth (HCY) screen for all youth in DYS residential care. HCY is a comprehensive, primary and preventative health care screening conducted by licensed health care professionals whose focus is to identify not only actual, but also potential needs of the youth committed to DYS custody. In addition to a comprehensive health and developmental assessment, the HCY screen provides for anticipatory guidance, appropriate immunizations, laboratory testing, and hearing, vision, and dental screenings. As a result, a total of 1,363 HCY screenings were conducted on DYS youth in residential programs throughout FY 2004. In addition, during FY 2004, a total of 1,220 immunizations were provided to youth committed to the division's care.

Health Care Services (Continued)

As seen in Figure 19, above and beyond the HCY utilization, DYS made significant contributions toward ensuring the provision of comprehensive health care services for the youth committed to its custody. More specifically, with respect to specialty care services, DYS provided 1,991 dental visits, 411 vision appointments, 2,434 psychiatric appointments, and 3,496 psychological appointments for the youth committed to its care and custody during FY 2004.



Interstate Compact on Juveniles

Pursuant to RSMo. Chapter 219.016, the Division of Youth Services administers the Interstate Compact on Juveniles (ICJ). The ICJ provides for the courtesy supervision of youth who are residing in Missouri while on probation or parole from another state. The ICJ is also the means by which Missouri youth on probation or in DYS custody (considered parole for ICJ purposes) are placed in other states. In addition to interstate placement, the ICJ returns juvenile runaways, escapees, and absconders to their legal custodian (or agency of jurisdiction) in other states.

Through the ICJ, DYS also provides Airport Supervision (in the form of supervising runaways, escapees or absconders during layovers while en route to return to their home states) when requested (Table 4).

* Runaway--A juvenile who has “run away” without consent of his/her legal guardian or agency having legal custody.

** Absconder--A juvenile probationer or parolee who has “run away” from his/her placement.

	<u>Parole</u>	<u>Probation</u>
Entering MO--Opened	58	268
Entering MO--Closed	57	249
Exiting MO--Opened	59	33
Exiting MO--Closed	60	40
Travel Permits--to MO	26	95
Travel Permits--from MO	204	73
Youth Returned to MO via Interstate Compact		
* Runaways		29
Escapees		2
** Absconders		29
Total		60
Youth Returned to Other States via Interstate Compact		
* Runaways		54
Escapees		2
** Absconders		68
Total		124
Airport Supervision Requests		13

Juvenile Court Diversion

Implemented in the late 1970s, the Juvenile Court Diversion (JCD) program is designed to encourage the development of prevention services to at-risk youth at the local level while diverting them from commitment to DYS. The initial diversion program was directed at the more rural areas of the state where limited resources hindered the development of such initiatives. In recent years, however, the Juvenile Court Diversion program has been expanded to include more urban or metropolitan areas in these prevention efforts.

Juvenile Court Diversion is a grant-in-aid program in which an annual announcement encourages juvenile and family courts to submit diversionary project proposals for funding consideration. The Division of Youth Services' administrative staff ranks the project requests based on guideline compliance, program feasibility, previous experience with the project, and other relevant factors.

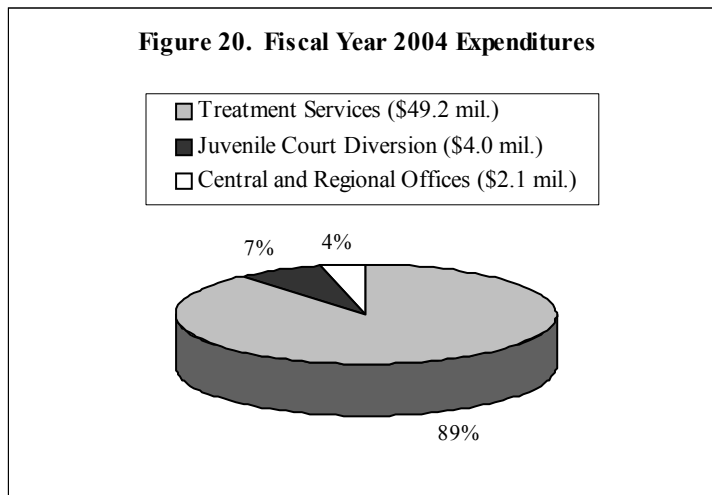
In FY 2004, 40 of the 45 juvenile circuits (88.9%) were awarded funding from the Juvenile Court Diversion Program. With 100% of the circuits reporting data, diversionary services were provided to 4,006 at-risk youth by the local participating juvenile and family courts. Among the prevention programs funded during FY 2004 were projects involving intensive supervision, alternative education services, and counseling services. With respect to the goal of preventing less serious offenders from commitment to DYS, a total of 3,556 youth were diverted at an approximate annual cost of \$1,151 per youth, clearly more cost effective than residential placement (Table 5).

	Total Youth	Percentage
DYS Commitments	450	11.2%
At-Risk Youth Diverted	3,556	88.7%
At-Risk Youth Served	4,006	100.0%

FISCAL INFORMATION

Fiscal Year 2004 Expenditures

In FY 2004, expenditures for DYS totaled 55 million dollars. As seen in Figure 20, the majority of the overall budget was devoted to treatment services, which includes all aspects of treatment, educational, vocational, and other rehabilitative services. Another 7% of the total DYS budget, or approximately 4.0 million dollars, was directed toward prevention efforts in the form of Juvenile Court Diversion funding to assist the various juvenile and family courts throughout the state. Only four percent of the total budget was utilized for administrative costs in the Central and Regional offices.



Residential Program Costs

Table 6 highlights the cost of operation for residential treatment programs. As would be expected, the community-based residential facilities are the least costly, and secure-care programs are the most costly. Higher staff-to-youth ratios primarily account for the increased costs associated with increased levels of security.

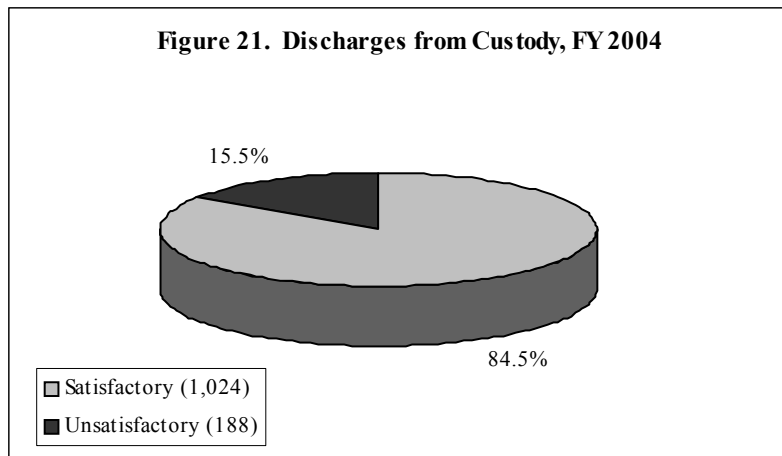
Table 6. Residential Program Costs FY 2004		
Program	Per Diem	Annual Cost per Bed
Community Based Programs	\$113.56	\$41,448
Moderate Care Programs	\$116.84	\$42,648
Secure Care Programs	\$150.77	\$55,029

OUTCOME INDICATORS

A variety of measures illustrate the positive effects of DYS interventions. Included among these indicators are satisfactory discharges, recidivism, academic achievement, and GED attainment. Each indicator is described more fully below.

Discharges from DYS Custody

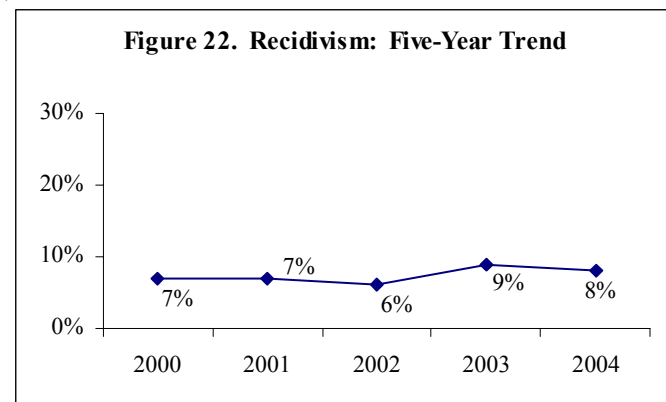
During FY 2004, a total of 1,212 youth were discharged from DYS custody. Of these discharges, 84.5% were categorized as satisfactory, with only 15.5% considered unsatisfactory (Figure 21).



Satisfactory discharges include youth who either successfully complete the aftercare component following residential placement, successfully complete a residential program and are directly discharged, successfully complete community care or aftercare and required no residential placement, or enlist in the military or Job Corps. Unsatisfactory discharges are coded for youth who are involved in further law violations and are subsequently adjudicated while on aftercare or under community care, are involved in further law violations which result in a new commitment to DYS, or abscond from residential placement or aftercare supervision and remain absent for a specified period beyond the minimum discharge date.

Recidivism

The recidivism rate during FY 2004 was 8.1%. For the purposes of this report, recidivism refers to the percentage of youth re-entering the division during the fiscal year who had received discharges during the current or previous fiscal years. As seen in Figure 22, the recidivism rate over the past five years has remained low.



Academic Achievement and GED Success

Youth committed to DYS who completed both pre- and post-testing of the Woodcock-Johnson Psycho-Educational Battery-Revised demonstrated significant gains in academic growth during FY 2004. For example, in terms of writing achievement, the majority of youth (72.6%) progressed at a rate equal to or greater than the rate of growth exhibited by same-age peers. When examining reading and mathematics achievement, it was revealed that approximately two-thirds of the DYS youth (62.1% and 68.1%, respectively) progressed at a rate equal to or greater than the rate of growth exhibited by same-age peers.

In FY 2004, there were 316 attempts at obtaining the GED made by youth in the care and custody of DYS. Of those, 239 were successful, yielding a 75.6% success rate.

CONCLUSION

Despite national trends in juvenile justice that reflect a “nothing works” philosophy, Missouri’s Division of Youth Services remains committed to providing comprehensive, individualized, and needs-based services to the youth committed to its care. Various outcome indicators continue to demonstrate the success of the agency’s balanced approach. The ongoing emphasis on improvement targets is essential to providing community safety and ensuring appropriate and quality programming.

APPENDICES

Appendix A. Committing Offenses by Gender: Fiscal Year 2004

A & B Felonies

<u>Type</u>	<u>Offense</u>	<u>Female</u>	<u>Male</u>	<u>Total</u>	
Fel-A	Robbery - 1st Degree	0	11	11	
	Domestic Assault - 1st Deg., Serious Physical Injury	0	1	1	
	Assault - 1st Deg., Serious Physical Injury	0	2	2	
	Assault on Law Enforcement Officer - 1st	1	0	1	
	Child Molestation - 1st Deg. - Previous Conviction	0	1	1	
	Escape or Attempted Escape from Custody	0	1	1	
	Possession of Controlled. Sub. Except <=35 gm. Marijuana - Persistent Offender	0	4	4	
	Distributing Controlled Sub. Near Schools	0	4	4	
	Distributing Controlled Sub. Near Public Housing or Other	0	4	4	
	Fel-B	Robbery - 2nd Degree	3	13	16
		Domestic Assault - 1st Deg.	1	1	2
		Assault - 1st Degree	2	5	7
		Assault on Law Enforcement Officer while Intoxicated	0	1	1
Burglary - 1st Degree		2	20	22	
Theft/Stealing - Value Between \$500 and \$24,999		2	3	5	
Kidnapping - Facilitating a Felony - Injury - Terrorizing		0	1	1	
Child Molestation - 1st Deg.		1	23	24	
Possession of Controlled. Sub. Except <=35 gm. Marijuana - Prior Offender		0	1	1	
Dist/Del/Mfg/Produce or Attempt to Dist/Del/Mfg/Prod. Controlled Substance		1	4	5	
Dist. Controlled Substance to a Minor		1	2	3	
Drug Trafficking - 2nd Degree		0	1	1	
Total A & B Felonies			14	103	117

(Continued, next page)

Appendix A. Committing Offenses by Gender: Fiscal Year 2004

C, D, and Unspecified Felonies

<u>Type</u>	<u>Offense</u>	<u>Female</u>	<u>Male</u>	<u>Total</u>	
Fel	Attempt Forcible Rape/Sexual Inter.	0	1	1	
	Statutory Rape - 1st Degree - Sexual Intercourse	0	5	5	
	Forcible Sodomy, Deviate Sexual Intercourse by Forcible Compulsion	0	1	1	
	Statutory Sodomy - 1st Degree - Deviate Sex. Intercourse with Person Under Age 14	1	16	17	
	Failure to Appear	0	1	1	
	Probation Violation	9	51	60	
	Fel-C	Involuntary Manslaughter - 1st Deg.	0	1	1
		Involuntary Manslaughter - Vehicular - Intoxicated	1	0	1
Statutory Rape - 2nd Degree		0	1	1	
Sexual Assault		0	2	2	
Statutory Sodomy - 2nd Degree		0	6	6	
Deviate Sexual Assault		0	6	6	
Domestic Assault - 2nd Degree		0	1	1	
Assault - 2nd Degree		5	15	20	
Assault - 2nd Degree - Vehicular Injury		0	1	1	
Burglary - 2nd Degree		7	87	94	
Stealing a Motor Vehicle		3	17	20	
Theft/Stealing - Value Between \$500 and \$24,999		3	33	36	
Stealing-Related Offense - 3rd Offense		1	2	3	
Felonious Restraint		0	1	1	
Forgery		5	4	9	
Promoting Prostitution - 2nd Degree		1	0	1	
Tampering with Service of Utility or Institution - 1st Degree		6	8	14	
Tampering with Motor Veh., Airplane, Motor Boat, Etc. - 1st Degree		9	82	91	
Prop. Damage Motivated by Discrim.		0	1	1	
Receiving Stolen Prop. >=\$500		0	5	5	
Tampering with a Victim/Witness in Felony Prosecution		1	0	1	
Unlawful Poss. - Concealable Firearm		0	4	4	
Possession of Controlled Sub. Except <=35 gm. Marijuana		3	23	26	
Dist./Deliver <=5 gm. Marijuana		1	2	3	
Making a Terrorist Threat		0	1	1	

(Continued, next page)

Appendix A. Committing Offenses by Gender: Fiscal Year 2004

C, D, and Unspecified Felonies (cont.)

<u>Type</u>	<u>Offense</u>	<u>Female</u>	<u>Male</u>	<u>Total</u>	
Fel-D	Assault - 3rd Deg. - Physical Injury	2	2	4	
	Assault Motivated by Discrimination - 3rd Degree	0	1	1	
	Assault while on School Property	3	16	19	
	Possession of Burglary Tools	0	1	1	
	False Imprisonment - Removed from State	1	0	1	
	Knowingly Burning/Exploding	2	3	5	
	Sex. Misconduct Involv. Child - 1st Deg.	0	3	3	
	Incest	0	1	1	
	Child Molestation - Display Weapon or Serious Physical Injury	0	1	1	
	Tampering with Property - Motivated by Discrimination	1	2	3	
	Tampering with Computer Data to Defraud	0	1	1	
	Property Damage - 1st Degree	3	14	17	
	Institutional Vandalism, \$1,000-\$5,000	0	1	1	
	Resist/Interfere with Arrest for a Felony	0	1	1	
	Resist Arrest by Fleeing - Creating Substantial Risk of Injury/Death to Anyone	1	1	2	
	Escape/Attempted Escape from Custody	0	1	1	
	Escape/Attempted Escape from Confinement	0	1	1	
	Fail to Return to Confinement to DOC	0	1	1	
	Unlawful Use of a Weapon	3	20	23	
	Unlawful Transfer of Weapon to Felon, Fugitive, Addict, or Incompetent Person	0	1	1	
	Carry Loaded Firearm/Weapon to School, School Bus, School Activity	0	1	1	
	Sell, Possess with Intent to Sell, Mfg. with Intent to Sell Drug Paraphernalia	0	1	1	
	Delivery/Mfg. of Imitation Controlled Sub.	0	1	1	
	Distributing a Controlled Substance in Veh.	0	1	1	
	Making a False Bomb Report	0	4	4	
	Animal Abuse/Torture/Mutilation while Animal was Alive - Persistent Offender	0	1	1	
	Total C, D, and Unspecified Felonies		72	459	531

(Continued, next page)

Appendix A. Committing Offenses by Gender: Fiscal Year 2004

Misdemeanors and Other Non-Felonies

<u>Type</u>	<u>Offense</u>	<u>Female</u>	<u>Male</u>	<u>Total</u>
Infraction	Trespass - 2nd Degree	0	3	3
Mis	Purchase or Possession of Liquor by a Minor	2	3	5
Mis-A	Assault - 3rd Deg. - Phys. Injury	7	29	36
	Assault on Law Enforcement Officer - 3rd Degree	1	4	5
	Theft/Stealing - Value < \$500	25	64	89
	Fraudulent Use, Debit/Credit Dev.	1	1	2
	Sexual Misconduct - 1st Degree	0	11	11
	Child Molestation - 2nd Degree	0	1	1
	Tamper., Utility Meter - 2nd Deg.	1	0	1
	Tamper., Utility Meter - 2nd Deg. 2nd Offense	0	6	6
	Tamper., Vehicle, Airplane, Boat, Etc. - 2nd Degree	1	25	26
	Receiving Stolen Prop. < \$500	0	2	2
	Non-Support	0	1	1
	Endangering Welfare of a Child - 2nd Degree	0	1	1
	Resist/Interfere with Arrest, Detention/Stop	4	7	11
	Escape/Attempt Escape from Custody	0	1	1
	Probation/Parole Violation	27	82	109
	Unlawful Transfer of a Weapon	0	2	2
	Possession of up to 35 gm. Marijuana	3	20	23
	Unlawful Use of Drug Paraphernalia	3	3	6
	Possession of Imitation Controlled Drug	0	2	2
	Peace Disturbance - 2nd/Subqnt Off.	2	1	3
	Invasion of Privacy - 2nd Degree	0	1	1
	Harassment to Frighten/Disturb Another Person	1	0	1
	Animal Abuse	0	1	1
	Operated Vehicle on Hwy. without Valid License	0	1	1
	Leaving Scene of Motor Veh. Accident	0	2	2
Mis-B	Negligent Burning/Exploding	0	1	1
	Sexual Misconduct - 2nd Degree	0	6	6
	Property Damage - 2nd Degree	6	28	34
	Trespass - 1st Degree	2	6	8
	Misconduct in Selecting/Summoning a Juror	0	1	1
	Unlawful Use of a Weapon	0	1	1
	Promoting Sale of Drug Paraphernalia or Imitation Controlled Substance	0	1	1

(Continued, next page)

Appendix A. Committing Offenses by Gender: Fiscal Year 2004

Misdemeanors and Other Non-Felonies (cont.)

<u>Type</u>	<u>Offense</u>	<u>Female</u>	<u>Male</u>	<u>Total</u>
Mis-B	Peace Disturb. - 1st Offense	6	7	13
	Intentionally Inhale/Smell Fumes or Induce Another to Inhale/Smell Fumes of Any Solvents	0	1	1
	Fail to Report Accident to DOR within 30/10 Days	0	1	1
Mis-C	Assault - 3rd Degree	27	55	82
	Sexual Misconduct - 3rd Degree	0	4	4
Ordinance	Misc. Peace Disturbance	1	0	1
	Sexual Misconduct	0	1	1
	Stealing	0	3	3
	Tampering	0	1	1
	Tampering with Motor Veh., Airplane, Motor Boat, Etc. - 1st Degree	0	1	1
Total Misdemeanors and Other Non-Felonies		120	392	512

Juvenile Offenses

<u>Type</u>	<u>Offense</u>	<u>Female</u>	<u>Male</u>	<u>Total</u>
Juv	Truancy	2	8	10
	Beyond Parental Control	1	5	6
	Habitually Absent from Home	8	3	11
	Behavior Injurious to Self/Others	12	29	41
	Status Offense - Other	0	1	1
	Violation of Valid Court Order	10	37	47
	Municipal - Curfew	1	0	1
Total Juvenile Offenses		34	83	117

Appendix B. Commitments by Circuit & County: Fiscal Year 2004

<u>Circuit</u>	<u>County</u>	<u>Female</u>	<u>Male</u>	<u>Total</u>	<u>Circuit</u>	<u>County</u>	<u>Female</u>	<u>Male</u>	<u>Total</u>	
1	Clark	0	0	0	13	Boone	5	43	48	
	Schuyler	0	0	0		Callaway	3	2	5	
	Scotland	0	0	0		Subtotal	8	45	53	
2	Subtotal	0	0	0	14	Howard	0	0	0	
	Adair	2	0	2		Randolph	0	5	5	
	Knox	0	0	0		Subtotal	0	5	5	
3	Lewis	0	2	2	15	Lafayette	1	6	7	
	Subtotal	2	2	4		Saline	2	5	7	
	Grundy	0	0	0		Subtotal	3	11	14	
4	Harrison	0	1	1	16	Jackson	19	59	78	
	Mercer	0	0	0		17	Cass	2	13	15
	Putnam	0	0	0			Johnson	2	7	9
5	Subtotal	0	1	1	18	Subtotal	4	20	24	
	Atchison	0	1	1		Cooper	0	2	2	
	Gentry	0	1	1		Pettis	4	12	16	
6	Holt	0	2	2	19	Subtotal	4	14	18	
	Nodaway	2	5	7		20	Cole	1	6	7
	Worth	0	1	1			Franklin	3	15	18
7	Subtotal	2	10	12	21	Gasconade	0	2	2	
	Andrew	0	2	2		Osage	1	1	2	
	Buchanan	1	5	6		Subtotal	4	18	22	
8	Subtotal	1	7	8	22	St. Louis County	7	78	85	
	Platte	5	8	13		23	St. Louis City	15	171	186
	Clay	4	21	25			Jefferson	5	31	36
9	Carroll	1	3	4	24	Madison	2	3	5	
	Ray	4	11	15		St. Francois	5	20	25	
	Subtotal	5	14	19		Ste. Genevieve	3	0	3	
10	Chariton	0	2	2	25	Washington	6	14	20	
	Linn	0	2	2		Subtotal	16	37	53	
	Sullivan	0	4	4		26	Maries	0	0	0
Subtotal	0	8	8	Phelps	0		5	5		
Marion	3	21	24	Pulaski	2		7	9		
11	Monroe	0	2	2	27	Texas	4	4	8	
	Ralls	1	2	3		Subtotal	6	16	22	
	Subtotal	4	25	29		Camden	5	12	17	
12	St. Charles	18	56	74	28	Laclede	2	7	9	
	Audrain	1	7	8		Miller	0	4	4	
	Montgomery	0	0	0		Moniteau	0	1	1	
13	Warren	0	3	3	29	Morgan	0	2	2	
	Subtotal	1	10	11		Subtotal	7	26	33	

(Continued, next page)

Appendix B. Commitments by Circuit & County: Fiscal Year 2004

<u>Circuit</u>	<u>County</u>	<u>Female</u>	<u>Male</u>	<u>Total</u>	<u>Circuit</u>	<u>County</u>	<u>Female</u>	<u>Male</u>	<u>Total</u>
27	Bates	1	2	3	39	Barry	3	4	7
	Henry	0	5	5		Lawrence	0	7	7
	St. Clair	0	2	2		Stone	0	3	3
	Subtotal	1	9	10		Subtotal	3	14	17
28	Barton	0	4	4	40	McDonald	3	11	14
	Cedar	2	3	5		Newton	5	20	25
	Dade	0	1	1		Subtotal	8	31	39
	Vernon	0	2	2	41	Macon	1	6	7
	Subtotal	2	10	12		Shelby	0	3	3
29	Jasper	24	37	61		Subtotal	1	9	10
30	Benton	0	0	0	42	Crawford	0	3	3
	Dallas	3	6	9		Dent	0	1	1
	Hickory	0	2	2		Iron	1	3	4
	Polk	1	6	7		Reynolds	0	1	1
	Webster	1	3	4		Wayne	0	2	2
	Subtotal	5	17	22		Subtotal	1	10	11
31	Greene	4	35	39	43	Caldwell	1	2	3
32	Bollinger	0	1	1		Clinton	4	11	15
	Cape Girardeau	4	15	19		Daviess	0	0	0
	Perry	1	2	3		DeKalb	0	4	4
	Subtotal	5	18	23		Livingston	0	1	1
33	Mississippi	5	16	21		Subtotal	5	18	23
	Scott	11	23	34	44	Douglas	0	1	1
	Subtotal	16	39	55		Ozark	0	2	2
34	New Madrid	3	8	11		Wright	1	0	1
	Pemiscot	5	15	20		Subtotal	1	3	4
	Subtotal	8	23	31	45	Lincoln	2	8	10
35	Dunklin	0	10	10		Pike	2	4	6
	Stoddard	0	2	2		Subtotal	4	12	16
	Subtotal	0	12	12		TOTAL	240	1,037	1,277
36	Butler	1	11	12					
	Ripley	1	1	2					
	Subtotal	2	12	14					
37	Carter	0	0	0					
	Howell	0	3	3					
	Oregon	0	3	3					
	Shannon	0	2	2					
	Subtotal	0	8	8					
38	Christian	3	12	15					
	Taney	6	9	15					
	Subtotal	9	21	30					

Appendix C. Facility Utilization: Fiscal Year 2004

<u>Facility</u>	<u>Number of Beds</u>	<u>Total Exits from Facility in FY 2004</u>	<u>Youth in Facility on 06/30/04</u>	<u>Total Youth Served in FY 2004*</u>
Babler Lodge	20	61	21	82
Bissell Hall	20	47	27	74
Camp Avery	20	43	21	64
Camp Avery Short-Term	10	43	9	52
Community Learning Center	10	26	10	36
Cornerstone	10	30	12	42
Datema House	10	30	8	38
Delmina Woods	10	30	11	41
Delmina Woods Short-Term	10	31	10	41
Discovery Hall	10	13	12	25
Fort Bellefontaine	20	43	26	69
Fulton Treatment Center	33	63	28	91
Gentry Facility	20	47	23	70
Girardot Center for Youth and Families	20	35	26	61
Green Gables	10	29	12	41
Hillsboro	33	67	26	93
Hogan Street	30	27	37	64
Langsford House	10	19	12	31
Lewis and Clark	10	38	11	49
Montgomery Facility	40	46	23	69
Mount Vernon	33	51	31	82
NE Community Treatment Center	10	27	9	36
New Madrid Bend	20	40	22	62
NW Regional Youth Center	30	27	31	58
Rich Hill Facility	24	36	22	58
Riverbend Facility	33	33	32	65
Rosa Parks Center	10	32	11	43
Sears Youth Center	50	79	60	139
Sierra Osage	20	26	24	50
Spanish Lake	20	27	25	52
Twin Rivers	20	39	21	60
Watkins Mill	50	87	58	145
Waverly	40	58	39	97
Wilson Creek	10	37	10	47
TOTAL	726	1,367	760	2,127

* Total Youth Served equals Total Exits from Facility in FY 2004 plus Youth in Facility on 06/30/04.