

MISSOURI



QUICK FACTS ABOUT DSS IN MISSOURI

Medicaid/MC+

Number of people eligible for Medicaid/MC+ services⁽¹⁾ 974,559

Medicaid/MC+ dollars spent in state fiscal year 2004⁽²⁾ \$4,805.9 mil

Estimated portion of \$4,805.9 mil that was federal dollars \$2,957.5 mil

Medicaid/MC+ dollars for inpatient hospital services \$487.7 mil

Medicaid/MC+ dollars for physician services \$282.9 mil

Medicaid/MC+ dollars for nursing home services \$705.7 mil

Medicaid/MC+ dollars for pharmacy services \$1,077.6 mil

Medicaid/MC+ dollars for managed care payments \$743.2 mil

Family Support

Child support collections (IV-D and non-IV-D) \$682.6 mil

Average monthly temporary assistance families 47,796

Total temporary assistance payments \$136.1 mil

Average monthly food stamp benefit recipients 678,981

Total food stamp benefits received \$656.4 mil

Child Welfare

Children involved in hotline reports 86,144

Children with probable cause abuse or neglect 9,833

Children with family assessments . . . 52,911

Children in custody during SFY-2004 17,626

Average monthly children in custody 11,634

Children adopted 1,356

Total Children's Services expenditures \$197.7 mil

Average monthly children receiving subsidized child care⁽³⁾ 44,677

Child care expenditures⁽³⁾ \$156.0 mil

Youth Services

Youths committed 1,277

Average monthly youths in DYS custody 1,655

SFY-2004

(1) In SFY-2003 and SFY-2004 this reflects eligibles. In SFY-2002 people receiving Medicaid services were reported.

(2) Excludes Buy-In.

(3) Methodology has been revised for SFY-2004. Do not compare across years.

ADAIR



QUICK FACTS ABOUT DSS IN ADAIR COUNTY

Medicaid/MC+

Number of people eligible for Medicaid/MC+ services ⁽¹⁾	4,096
Medicaid/MC+ dollars spent in state fiscal year 2004 ⁽²⁾	\$30.0 mil
Estimated portion of \$30.0 mil that was federal dollars	\$18.5 mil
Medicaid/MC+ dollars for inpatient hospital services	\$2.4 mil
Medicaid/MC+ dollars for physician services	\$2.3 mil
Medicaid/MC+ dollars for nursing home services	\$3.5 mil
Medicaid/MC+ dollars for pharmacy services	\$7.5 mil
Medicaid/MC+ dollars for managed care payments	NA

Family Support

Child support collections (IV-D and non-IV-D)	\$2.4 mil
Average monthly temporary assistance families	95
Total temporary assistance payments	\$0.3 mil
Average monthly food stamp benefit recipients	2,641
Total food stamp benefits received	\$2.4 mil

Child Welfare

Children involved in hotline reports	349
Children with probable cause abuse or neglect	42
Children with family assessments	172
Children in custody during SFY-2004	152
Average monthly children in custody	104
Children adopted	4
Total Children's Services expenditures	\$1.6 mil
Average monthly children receiving subsidized child care ⁽³⁾	90
Child care expenditures ⁽³⁾	\$0.2 mil

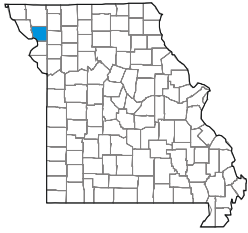
Youth Services

Youths committed	2
Average monthly youths in DYS custody	3

SFY-2004

(1) In SFY-2003 and SFY-2004 this reflects eligibles. In SFY-2002 people receiving Medicaid services were reported.
 (2) Excludes Buy-In.
 (3) Methodology has been revised for SFY-2004. Do not compare across years.

ANDREW



QUICK FACTS ABOUT DSS IN ANDREW COUNTY

Medicaid/MC+

Number of people eligible for Medicaid/MC+ services ⁽¹⁾	1,870
Medicaid/MC+ dollars spent in state fiscal year 2004 ⁽²⁾	\$11.5 mil
Estimated portion of \$11.5 mil that was federal dollars	\$7.1 mil
Medicaid/MC+ dollars for inpatient hospital services	\$1.4 mil
Medicaid/MC+ dollars for physician services	\$0.9 mil
Medicaid/MC+ dollars for nursing home services	\$3.0 mil
Medicaid/MC+ dollars for pharmacy services	\$2.9 mil
Medicaid/MC+ dollars for managed care payments	NA

Family Support

Child support collections (IV-D and non-IV-D)	\$3.0 mil
Average monthly temporary assistance families	50
Total temporary assistance payments	\$0.1 mil
Average monthly food stamp benefit recipients	1,061
Total food stamp benefits received	\$0.9 mil

Child Welfare

Children involved in hotline reports	211
Children with probable cause abuse or neglect	21
Children with family assessments	156
Children in custody during SFY-2004	41
Average monthly children in custody	31
Children adopted	7
Total Children's Services expenditures	\$0.2 mil
Average monthly children receiving subsidized child care ⁽³⁾	33
Child care expenditures ⁽³⁾	\$0.1 mil

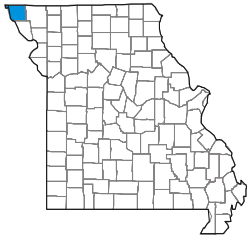
Youth Services

Youths committed	2
Average monthly youths in DYS custody	1

SFY-2004

(1) In SFY-2003 and SFY-2004 this reflects eligibles. In SFY-2002 people receiving Medicaid services were reported.
 (2) Excludes Buy-In.
 (3) Methodology has been revised for SFY-2004. Do not compare across years.

ATCHISON



QUICK FACTS ABOUT DSS IN ATCHISON COUNTY

Medicaid/MC+

Number of people eligible for Medicaid/MC+ services ⁽¹⁾	1,094
Medicaid/MC+ dollars spent in state fiscal year 2004 ⁽²⁾	\$8.7 mil
Estimated portion of \$8.7 mil that was federal dollars	\$5.3 mil
Medicaid/MC+ dollars for inpatient hospital services	\$0.6 mil
Medicaid/MC+ dollars for physician services	\$0.3 mil
Medicaid/MC+ dollars for nursing home services	\$1.4 mil
Medicaid/MC+ dollars for pharmacy services	\$1.9 mil
Medicaid/MC+ dollars for managed care payments	NA

Family Support

Child support collections (IV-D and non-IV-D)	\$0.8 mil
Average monthly temporary assistance families	25
Total temporary assistance payments	\$0.1 mil
Average monthly food stamp benefit recipients	608
Total food stamp benefits received	\$0.5 mil

Child Welfare

Children involved in hotline reports	75
Children with probable cause abuse or neglect	7
Children with family assessments	51
Children in custody during SFY-2004	24
Average monthly children in custody	12
Children adopted	0
Total Children's Services expenditures	\$0.1 mil
Average monthly children receiving subsidized child care ⁽³⁾	24
Child care expenditures ⁽³⁾	\$45,177

Youth Services

Youths committed	1
Average monthly youths in DYS custody	1

SFY-2004

(1) In SFY-2003 and SFY-2004 this reflects eligibles. In SFY-2002 people receiving Medicaid services were reported.

(2) Excludes Buy-In.

(3) Methodology has been revised for SFY-2004. Do not compare across years.

AUDRAIN



QUICK FACTS ABOUT DSS IN AUDRAIN COUNTY

Medicaid/MC+

Number of people eligible for Medicaid/MC+ services ⁽¹⁾	4,385
Medicaid/MC+ dollars spent in state fiscal year 2004 ⁽²⁾	\$22.8 mil
Estimated portion of \$22.8 mil that was federal dollars	\$14.0 mil
Medicaid/MC+ dollars for inpatient hospital services	\$1.2 mil
Medicaid/MC+ dollars for physician services	\$0.8 mil
Medicaid/MC+ dollars for nursing home services	\$3.5 mil
Medicaid/MC+ dollars for pharmacy services	\$4.8 mil
Medicaid/MC+ dollars for managed care payments	\$5.9 mil

Family Support

Child support collections (IV-D and non-IV-D)	\$3.5 mil
Average monthly temporary assistance families	183
Total temporary assistance payments	\$0.5 mil
Average monthly food stamp benefit recipients	3,071
Total food stamp benefits received	\$2.9 mil

Child Welfare

Children involved in hotline reports	404
Children with probable cause abuse or neglect	39
Children with family assessments	223
Children in custody during SFY-2004	72
Average monthly children in custody	47
Children adopted	12
Total Children's Services expenditures	\$0.7 mil
Average monthly children receiving subsidized child care ⁽³⁾	127
Child care expenditures ⁽³⁾	\$0.3 mil

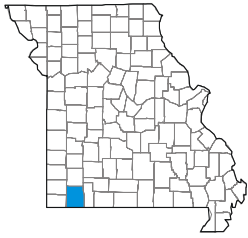
Youth Services

Youths committed	8
Average monthly youths in DYS custody	12

SFY-2004

(1) In SFY-2003 and SFY-2004 this reflects eligibles. In SFY-2002 people receiving Medicaid services were reported.
 (2) Excludes Buy-In.
 (3) Methodology has been revised for SFY-2004. Do not compare across years.

BARRY



QUICK FACTS ABOUT DSS IN BARRY COUNTY

Medicaid/MC+

Number of people eligible for Medicaid/MC+ services ⁽¹⁾	7,371
Medicaid/MC+ dollars spent in state fiscal year 2004 ⁽²⁾	\$32.5 mil
Estimated portion of \$32.5 mil that was federal dollars	\$20.0 mil
Medicaid/MC+ dollars for inpatient hospital services	\$3.6 mil
Medicaid/MC+ dollars for physician services	\$3.0 mil
Medicaid/MC+ dollars for nursing home services	\$4.2 mil
Medicaid/MC+ dollars for pharmacy services	\$8.8 mil
Medicaid/MC+ dollars for managed care payments	NA

Family Support

Child support collections (IV-D and non-IV-D)	\$3.9 mil
Average monthly temporary assistance families	283
Total temporary assistance payments	\$0.9 mil
Average monthly food stamp benefit recipients	5,311
Total food stamp benefits received	\$4.8 mil

Child Welfare

Children involved in hotline reports	647
Children with probable cause abuse or neglect	104
Children with family assessments	272
Children in custody during SFY-2004	159
Average monthly children in custody	109
Children adopted	8
Total Children's Services expenditures	\$1.2 mil
Average monthly children receiving subsidized child care ⁽³⁾	129
Child care expenditures ⁽³⁾	\$0.3 mil

Youth Services

Youths committed	7
Average monthly youths in DYS custody	10

SFY-2004

(1) In SFY-2003 and SFY-2004 this reflects eligibles. In SFY-2002 people receiving Medicaid services were reported.
 (2) Excludes Buy-In.
 (3) Methodology has been revised for SFY-2004. Do not compare across years.

BARTON



QUICK FACTS ABOUT DSS IN BARTON COUNTY

Medicaid/MC+

Number of people eligible for Medicaid/MC+ services ⁽¹⁾	2,711
Medicaid/MC+ dollars spent in state fiscal year 2004 ⁽²⁾	\$11.3 mil
Estimated portion of \$11.3 mil that was federal dollars	\$7.0 mil
Medicaid/MC+ dollars for inpatient hospital services	\$1.6 mil
Medicaid/MC+ dollars for physician services	\$0.9 mil
Medicaid/MC+ dollars for nursing home services	\$1.2 mil
Medicaid/MC+ dollars for pharmacy services	\$3.3 mil
Medicaid/MC+ dollars for managed care payments	NA

Family Support

Child support collections (IV-D and non-IV-D)	\$1.5 mil
Average monthly temporary assistance families	152
Total temporary assistance payments	\$0.4 mil
Average monthly food stamp benefit recipients	1,933
Total food stamp benefits received	\$1.7 mil

Child Welfare

Children involved in hotline reports	188
Children with probable cause abuse or neglect	32
Children with family assessments	125
Children in custody during SFY-2004	32
Average monthly children in custody	19
Children adopted	6
Total Children's Services expenditures	\$0.4 mil
Average monthly children receiving subsidized child care ⁽³⁾	69
Child care expenditures ⁽³⁾	\$0.2 mil

Youth Services

Youths committed	4
Average monthly youths in DYS custody	4

SFY-2004

(1) In SFY-2003 and SFY-2004 this reflects eligibles. In SFY-2002 people receiving Medicaid services were reported.
 (2) Excludes Buy-In.
 (3) Methodology has been revised for SFY-2004. Do not compare across years.

BATES



QUICK FACTS ABOUT DSS IN BATES COUNTY

Medicaid/MC+

Number of people eligible for Medicaid/MC+ services ⁽¹⁾	3,160
Medicaid/MC+ dollars spent in state fiscal year 2004 ⁽²⁾	\$16.4 mil
Estimated portion of \$16.4 mil that was federal dollars	\$10.1 mil
Medicaid/MC+ dollars for inpatient hospital services	\$2.3 mil
Medicaid/MC+ dollars for physician services	\$1.3 mil
Medicaid/MC+ dollars for nursing home services	\$3.4 mil
Medicaid/MC+ dollars for pharmacy services	\$4.7 mil
Medicaid/MC+ dollars for managed care payments	NA

Family Support

Child support collections (IV-D and non-IV-D)	\$1.8 mil
Average monthly temporary assistance families	93
Total temporary assistance payments	\$0.3 mil
Average monthly food stamp benefit recipients	2,040
Total food stamp benefits received	\$1.7 mil

Child Welfare

Children involved in hotline reports	306
Children with probable cause abuse or neglect	47
Children with family assessments	164
Children in custody during SFY-2004	48
Average monthly children in custody	34
Children adopted	3
Total Children's Services expenditures	\$0.4 mil
Average monthly children receiving subsidized child care ⁽³⁾	42
Child care expenditures ⁽³⁾	\$0.1 mil

Youth Services

Youths committed	3
Average monthly youths in DYS custody	4

SFY-2004

(1) In SFY-2003 and SFY-2004 this reflects eligibles. In SFY-2002 people receiving Medicaid services were reported.
 (2) Excludes Buy-In.
 (3) Methodology has been revised for SFY-2004. Do not compare across years.

BENTON



QUICK FACTS ABOUT DSS IN BENTON COUNTY

Medicaid/MC+

Number of people eligible for Medicaid/MC+ services ⁽¹⁾	4,284
Medicaid/MC+ dollars spent in state fiscal year 2004 ⁽²⁾	\$18.0 mil
Estimated portion of \$18.0 mil that was federal dollars	\$11.1 mil
Medicaid/MC+ dollars for inpatient hospital services	\$2.1 mil
Medicaid/MC+ dollars for physician services	\$1.1 mil
Medicaid/MC+ dollars for nursing home services	\$2.9 mil
Medicaid/MC+ dollars for pharmacy services	\$5.6 mil
Medicaid/MC+ dollars for managed care payments	NA

Family Support

Child support collections (IV-D and non-IV-D)	\$1.3 mil
Average monthly temporary assistance families	190
Total temporary assistance payments	\$0.5 mil
Average monthly food stamp benefit recipients	2,931
Total food stamp benefits received	\$2.7 mil

Child Welfare

Children involved in hotline reports	261
Children with probable cause abuse or neglect	42
Children with family assessments	109
Children in custody during SFY-2004	10
Average monthly children in custody	7
Children adopted	1
Total Children's Services expenditures	\$0.2 mil
Average monthly children receiving subsidized child care ⁽³⁾	90
Child care expenditures ⁽³⁾	\$0.2 mil

Youth Services

Youths committed	0
Average monthly youths in DYS custody	0

SFY-2004

(1) In SFY-2003 and SFY-2004 this reflects eligibles. In SFY-2002 people receiving Medicaid services were reported.

(2) Excludes Buy-In.

(3) Methodology has been revised for SFY-2004. Do not compare across years.

BOLLINGER



QUICK FACTS ABOUT DSS IN BOLLINGER COUNTY

Medicaid/MC+

Number of people eligible for Medicaid/MC+ services ⁽¹⁾	2,895
Medicaid/MC+ dollars spent in state fiscal year 2004 ⁽²⁾	\$14.3 mil
Estimated portion of \$14.3 mil that was federal dollars	\$8.8 mil
Medicaid/MC+ dollars for inpatient hospital services	\$1.4 mil
Medicaid/MC+ dollars for physician services	\$1.5 mil
Medicaid/MC+ dollars for nursing home services	\$1.4 mil
Medicaid/MC+ dollars for pharmacy services	\$4.6 mil
Medicaid/MC+ dollars for managed care payments	NA

Family Support

Child support collections (IV-D and non-IV-D)	\$1.1 mil
Average monthly temporary assistance families	55
Total temporary assistance payments	\$0.2 mil
Average monthly food stamp benefit recipients	1,944
Total food stamp benefits received	\$1.7 mil

Child Welfare

Children involved in hotline reports	169
Children with probable cause abuse or neglect	32
Children with family assessments	98
Children in custody during SFY-2004	13
Average monthly children in custody	5
Children adopted	0
Total Children's Services expenditures	\$30,362
Average monthly children receiving subsidized child care ⁽³⁾	84
Child care expenditures ⁽³⁾	\$0.2 mil

Youth Services

Youths committed	1
Average monthly youths in DYS custody	1

SFY-2004

(1) In SFY-2003 and SFY-2004 this reflects eligibles. In SFY-2002 people receiving Medicaid services were reported.
 (2) Excludes Buy-In.
 (3) Methodology has been revised for SFY-2004. Do not compare across years.

BOONE

QUICK FACTS ABOUT DSS IN BOONE COUNTY



Medicaid/MC+

Number of people eligible for Medicaid/MC+ services ⁽¹⁾	19,331
Medicaid/MC+ dollars spent in state fiscal year 2004 ⁽²⁾	\$100.0 mil
Estimated portion of \$100.0 mil that was federal dollars	\$61.5 mil
Medicaid/MC+ dollars for inpatient hospital services	\$6.5 mil
Medicaid/MC+ dollars for physician services	\$3.9 mil
Medicaid/MC+ dollars for nursing home services	\$9.7 mil
Medicaid/MC+ dollars for pharmacy services	\$18.5 mil
Medicaid/MC+ dollars for managed care payments	\$28.1 mil

Family Support

Child support collections (IV-D and non-IV-D)	\$14.3 mil
Average monthly temporary assistance families	901
Total temporary assistance payments	\$2.5 mil
Average monthly food stamp benefit recipients	13,836
Total food stamp benefits received	\$14.1 mil

Child Welfare

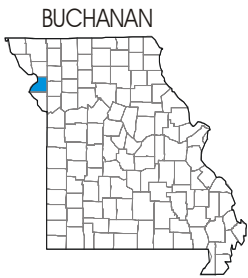
Children involved in hotline reports	1,586
Children with probable cause abuse or neglect	173
Children with family assessments	1,059
Children in custody during SFY-2004	438
Average monthly children in custody	316
Children adopted	20
Total Children's Services expenditures	\$5.1 mil
Average monthly children receiving subsidized child care ⁽³⁾	1,623
Child care expenditures ⁽³⁾	\$6.0 mil

Youth Services

Youths committed	48
Average monthly youths in DYS custody	80

SFY-2004

(1) In SFY-2003 and SFY-2004 this reflects eligibles. In SFY-2002 people receiving Medicaid services were reported.
 (2) Excludes Buy-In.
 (3) Methodology has been revised for SFY-2004. Do not compare across years.



QUICK FACTS ABOUT DSS IN BUCHANAN COUNTY

Medicaid/MC+

Number of people eligible for Medicaid/MC+ services ⁽¹⁾	15,891
Medicaid/MC+ dollars spent in state fiscal year 2004 ⁽²⁾	\$83.2 mil
Estimated portion of \$83.2 mil that was federal dollars	\$51.2 mil
Medicaid/MC+ dollars for inpatient hospital services	\$11.6 mil
Medicaid/MC+ dollars for physician services	\$6.7 mil
Medicaid/MC+ dollars for nursing home services	\$9.6 mil
Medicaid/MC+ dollars for pharmacy services	\$22.9 mil
Medicaid/MC+ dollars for managed care payments	NA

Family Support

Child support collections (IV-D and non-IV-D)	\$19.1 mil
Average monthly temporary assistance families	643
Total temporary assistance payments	\$1.8 mil
Average monthly food stamp benefit recipients	11,545
Total food stamp benefits received	\$11.0 mil

Child Welfare

Children involved in hotline reports	2,022
Children with probable cause abuse or neglect	224
Children with family assessments	1,562
Children in custody during SFY-2004	192
Average monthly children in custody	109
Children adopted	48
Total Children's Services expenditures	\$2.4 mil
Average monthly children receiving subsidized child care ⁽³⁾	778
Child care expenditures ⁽³⁾	\$2.4 mil

Youth Services

Youths committed	6
Average monthly youths in DYS custody	17

SFY-2004

(1) In SFY-2003 and SFY-2004 this reflects eligibles. In SFY-2002 people receiving Medicaid services were reported.
 (2) Excludes Buy-In.
 (3) Methodology has been revised for SFY-2004. Do not compare across years.

BUTLER



QUICK FACTS ABOUT DSS IN BUTLER COUNTY

Medicaid/MC+

Number of people eligible for Medicaid/MC+ services ⁽¹⁾	11,628
Medicaid/MC+ dollars spent in state fiscal year 2004 ⁽²⁾	\$70.5 mil
Estimated portion of \$70.5 mil that was federal dollars	\$43.4 mil
Medicaid/MC+ dollars for inpatient hospital services	\$7.4 mil
Medicaid/MC+ dollars for physician services	\$6.9 mil
Medicaid/MC+ dollars for nursing home services	\$7.5 mil
Medicaid/MC+ dollars for pharmacy services	\$22.7 mil
Medicaid/MC+ dollars for managed care payments	NA

Family Support

Child support collections (IV-D and non-IV-D)	\$4.4 mil
Average monthly temporary assistance families	587
Total temporary assistance payments	\$1.6 mil
Average monthly food stamp benefit recipients	8,989
Total food stamp benefits received	\$7.6 mil

Child Welfare

Children involved in hotline reports	908
Children with probable cause abuse or neglect	81
Children with family assessments	625
Children in custody during SFY-2004	70
Average monthly children in custody	48
Children adopted	4
Total Children's Services expenditures	\$0.9 mil
Average monthly children receiving subsidized child care ⁽³⁾	479
Child care expenditures ⁽³⁾	\$1.1 mil

Youth Services

Youths committed	12
Average monthly youths in DYS custody	12

SFY-2004

(1) In SFY-2003 and SFY-2004 this reflects eligibles. In SFY-2002 people receiving Medicaid services were reported.
 (2) Excludes Buy-In.
 (3) Methodology has been revised for SFY-2004. Do not compare across years.

CALDWELL



QUICK FACTS ABOUT DSS IN CALDWELL COUNTY

Medicaid/MC+

Number of people eligible for Medicaid/MC+ services ⁽¹⁾	1,659
Medicaid/MC+ dollars spent in state fiscal year 2004 ⁽²⁾	\$6.5 mil
Estimated portion of \$6.5 mil that was federal dollars	\$4.0 mil
Medicaid/MC+ dollars for inpatient hospital services	\$1.0 mil
Medicaid/MC+ dollars for physician services	\$0.9 mil
Medicaid/MC+ dollars for nursing home services	\$1.2 mil
Medicaid/MC+ dollars for pharmacy services	\$1.4 mil
Medicaid/MC+ dollars for managed care payments	NA

Family Support

Child support collections (IV-D and non-IV-D)	\$1.1 mil
Average monthly temporary assistance families	65
Total temporary assistance payments	\$0.2 mil
Average monthly food stamp benefit recipients	1,141
Total food stamp benefits received	\$1.0 mil

Child Welfare

Children involved in hotline reports	225
Children with probable cause abuse or neglect	13
Children with family assessments	153
Children in custody during SFY-2004	13
Average monthly children in custody	4
Children adopted	0
Total Children's Services expenditures	\$12,377
Average monthly children receiving subsidized child care ⁽³⁾	32
Child care expenditures ⁽³⁾	\$0.1 mil

Youth Services

Youths committed	3
Average monthly youths in DYS custody	4

SFY-2004

(1) In SFY-2003 and SFY-2004 this reflects eligibles. In SFY-2002 people receiving Medicaid services were reported.

(2) Excludes Buy-In.

(3) Methodology has been revised for SFY-2004. Do not compare across years.

CALLAWAY



QUICK FACTS ABOUT DSS IN CALLAWAY COUNTY

Medicaid/MC+

Number of people eligible for Medicaid/MC+ services ⁽¹⁾	6,602
Medicaid/MC+ dollars spent in state fiscal year 2004 ⁽²⁾	\$32.4 mil
Estimated portion of \$32.4 mil that was federal dollars	\$19.9 mil
Medicaid/MC+ dollars for inpatient hospital services	\$4.1 mil
Medicaid/MC+ dollars for physician services	\$0.9 mil
Medicaid/MC+ dollars for nursing home services	\$3.7 mil
Medicaid/MC+ dollars for pharmacy services	\$5.8 mil
Medicaid/MC+ dollars for managed care payments	\$9.3 mil

Family Support

Child support collections (IV-D and non-IV-D)	\$3.6 mil
Average monthly temporary assistance families	249
Total temporary assistance payments	\$0.7 mil
Average monthly food stamp benefit recipients	3,956
Total food stamp benefits received	\$3.7 mil

Child Welfare

Children involved in hotline reports	765
Children with probable cause abuse or neglect	58
Children with family assessments	507
Children in custody during SFY-2004	200
Average monthly children in custody	146
Children adopted	12
Total Children's Services expenditures	\$1.8 mil
Average monthly children receiving subsidized child care ⁽³⁾	171
Child care expenditures ⁽³⁾	\$0.4 mil

Youth Services

Youths committed	5
Average monthly youths in DYS custody	22

SFY-2004

(1) In SFY-2003 and SFY-2004 this reflects eligibles. In SFY-2002 people receiving Medicaid services were reported.
 (2) Excludes Buy-In.
 (3) Methodology has been revised for SFY-2004. Do not compare across years.

CAMDEN



QUICK FACTS ABOUT DSS IN CAMDEN COUNTY

Medicaid/MC+

Number of people eligible for Medicaid/MC+ services ⁽¹⁾	6,263
Medicaid/MC+ dollars spent in state fiscal year 2004 ⁽²⁾	\$27.4 mil
Estimated portion of \$27.4 mil that was federal dollars	\$16.9 mil
Medicaid/MC+ dollars for inpatient hospital services	\$1.7 mil
Medicaid/MC+ dollars for physician services	\$1.1 mil
Medicaid/MC+ dollars for nursing home services	\$3.5 mil
Medicaid/MC+ dollars for pharmacy services	\$6.0 mil
Medicaid/MC+ dollars for managed care payments	\$8.8 mil

Family Support

Child support collections (IV-D and non-IV-D)	\$2.9 mil
Average monthly temporary assistance families	163
Total temporary assistance payments	\$0.5 mil
Average monthly food stamp benefit recipients	3,925
Total food stamp benefits received	\$3.7 mil

Child Welfare

Children involved in hotline reports	540
Children with probable cause abuse or neglect	108
Children with family assessments	316
Children in custody during SFY-2004	70
Average monthly children in custody	46
Children adopted	5
Total Children's Services expenditures	\$0.5 mil
Average monthly children receiving subsidized child care ⁽³⁾	86
Child care expenditures ⁽³⁾	\$0.2 mil

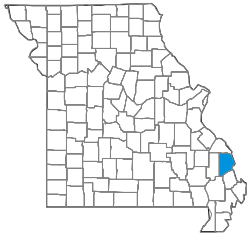
Youth Services

Youths committed	17
Average monthly youths in DYS custody	19

SFY-2004

(1) In SFY-2003 and SFY-2004 this reflects eligibles. In SFY-2002 people receiving Medicaid services were reported.
 (2) Excludes Buy-In.
 (3) Methodology has been revised for SFY-2004. Do not compare across years.

CAPE GIRARDEAU



QUICK FACTS ABOUT DSS IN CAPE GIRARDEAU COUNTY

Medicaid/MC+

Number of people eligible for Medicaid/MC+ services ⁽¹⁾	10,589
Medicaid/MC+ dollars spent in state fiscal year 2004 ⁽²⁾	\$59.7 mil
Estimated portion of \$59.7 mil that was federal dollars	\$36.8 mil
Medicaid/MC+ dollars for inpatient hospital services	\$6.3 mil
Medicaid/MC+ dollars for physician services	\$4.5 mil
Medicaid/MC+ dollars for nursing home services	\$10.6 mil
Medicaid/MC+ dollars for pharmacy services	\$17.1 mil
Medicaid/MC+ dollars for managed care payments	NA

Family Support

Child support collections (IV-D and non-IV-D)	\$9.5 mil
Average monthly temporary assistance families	568
Total temporary assistance payments	\$1.6 mil
Average monthly food stamp benefit recipients	7,899
Total food stamp benefits received	\$7.6 mil

Child Welfare

Children involved in hotline reports	927
Children with probable cause abuse or neglect	64
Children with family assessments	568
Children in custody during SFY-2004	153
Average monthly children in custody	91
Children adopted	28
Total Children's Services expenditures	\$2.2 mil
Average monthly children receiving subsidized child care ⁽³⁾	608
Child care expenditures ⁽³⁾	\$1.3 mil

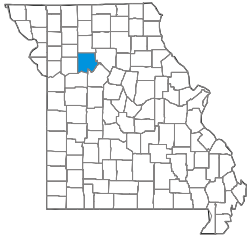
Youth Services

Youths committed	19
Average monthly youths in DYS custody	24

SFY-2004

(1) In SFY-2003 and SFY-2004 this reflects eligibles. In SFY-2002 people receiving Medicaid services were reported.
 (2) Excludes Buy-In.
 (3) Methodology has been revised for SFY-2004. Do not compare across years.

CARROLL



QUICK FACTS ABOUT DSS IN CARROLL COUNTY

Medicaid/MC+

Number of people eligible for Medicaid/MC+ services ⁽¹⁾	2,169
Medicaid/MC+ dollars spent in state fiscal year 2004 ⁽²⁾	\$10.9 mil
Estimated portion of \$10.9 mil that was federal dollars	\$6.7 mil
Medicaid/MC+ dollars for inpatient hospital services	\$1.7 mil
Medicaid/MC+ dollars for physician services	\$0.7 mil
Medicaid/MC+ dollars for nursing home services	\$1.8 mil
Medicaid/MC+ dollars for pharmacy services	\$2.8 mil
Medicaid/MC+ dollars for managed care payments	NA

Family Support

Child support collections (IV-D and non-IV-D)	\$1.4 mil
Average monthly temporary assistance families	65
Total temporary assistance payments	\$0.2 mil
Average monthly food stamp benefit recipients	1,317
Total food stamp benefits received	\$1.2 mil

Child Welfare

Children involved in hotline reports	136
Children with probable cause abuse or neglect	14
Children with family assessments	90
Children in custody during SFY-2004	7
Average monthly children in custody	5
Children adopted	0
Total Children's Services expenditures	\$47,177
Average monthly children receiving subsidized child care ⁽³⁾	36
Child care expenditures ⁽³⁾	\$0.1 mil

Youth Services

Youths committed	4
Average monthly youths in DYS custody	3

SFY-2004

(1) In SFY-2003 and SFY-2004 this reflects eligibles. In SFY-2002 people receiving Medicaid services were reported.

(2) Excludes Buy-In.

(3) Methodology has been revised for SFY-2004. Do not compare across years.

CARTER

QUICK FACTS ABOUT DSS IN CARTER COUNTY



Medicaid/MC+

Number of people eligible for Medicaid/MC+ services ⁽¹⁾	2,116
Medicaid/MC+ dollars spent in state fiscal year 2004 ⁽²⁾	\$10.3 mil
Estimated portion of \$10.3 mil that was federal dollars	\$6.3 mil
Medicaid/MC+ dollars for inpatient hospital services	\$0.9 mil
Medicaid/MC+ dollars for physician services	\$1.2 mil
Medicaid/MC+ dollars for nursing home services	\$0.7 mil
Medicaid/MC+ dollars for pharmacy services	\$3.4 mil
Medicaid/MC+ dollars for managed care payments	NA

Family Support

Child support collections (IV-D and non-IV-D)	\$0.7 mil
Average monthly temporary assistance families	60
Total temporary assistance payments	\$0.2 mil
Average monthly food stamp benefit recipients	1,574
Total food stamp benefits received	\$1.3 mil

Child Welfare

Children involved in hotline reports	145
Children with probable cause abuse or neglect	11
Children with family assessments	123
Children in custody during SFY-2004	16
Average monthly children in custody	8
Children adopted	0
Total Children's Services expenditures	\$0.1 mil
Average monthly children receiving subsidized child care ⁽³⁾	45
Child care expenditures ⁽³⁾	\$0.1 mil

Youth Services

Youths committed	0
Average monthly youths in DYS custody	1

SFY-2004

(1) In SFY-2003 and SFY-2004 this reflects eligibles. In SFY-2002 people receiving Medicaid services were reported.
 (2) Excludes Buy-In.
 (3) Methodology has been revised for SFY-2004. Do not compare across years.

CASS



QUICK FACTS ABOUT DSS IN CASS COUNTY

Medicaid/MC+

Number of people eligible for Medicaid/MC+ services ⁽¹⁾	9,765
Medicaid/MC+ dollars spent in state fiscal year 2004 ⁽²⁾	\$48.7 mil
Estimated portion of \$48.7 mil that was federal dollars	\$30.0 mil
Medicaid/MC+ dollars for inpatient hospital services	\$3.1 mil
Medicaid/MC+ dollars for physician services	\$1.3 mil
Medicaid/MC+ dollars for nursing home services	\$10.8 mil
Medicaid/MC+ dollars for pharmacy services	\$9.7 mil
Medicaid/MC+ dollars for managed care payments	\$13.3 mil

Family Support

Child support collections (IV-D and non-IV-D)	\$10.9 mil
Average monthly temporary assistance families	406
Total temporary assistance payments	\$1.2 mil
Average monthly food stamp benefit recipients	5,889
Total food stamp benefits received	\$5.7 mil

Child Welfare

Children involved in hotline reports	1,078
Children with probable cause abuse or neglect	87
Children with family assessments	781
Children in custody during SFY-2004	114
Average monthly children in custody	66
Children adopted	32
Total Children's Services expenditures	\$1.8 mil
Average monthly children receiving subsidized child care ⁽³⁾	373
Child care expenditures ⁽³⁾	\$1.3 mil

Youth Services

Youths committed	15
Average monthly youths in DYS custody	20

SFY-2004

(1) In SFY-2003 and SFY-2004 this reflects eligibles. In SFY-2002 people receiving Medicaid services were reported.
 (2) Excludes Buy-In.
 (3) Methodology has been revised for SFY-2004. Do not compare across years.

CEDAR

QUICK FACTS ABOUT DSS IN CEDAR COUNTY



Medicaid/MC+

Number of people eligible for Medicaid/MC+ services ⁽¹⁾	3,475
Medicaid/MC+ dollars spent in state fiscal year 2004 ⁽²⁾	\$17.2 mil
Estimated portion of \$17.2 mil that was federal dollars	\$10.6 mil
Medicaid/MC+ dollars for inpatient hospital services	\$1.8 mil
Medicaid/MC+ dollars for physician services	\$1.7 mil
Medicaid/MC+ dollars for nursing home services	\$2.0 mil
Medicaid/MC+ dollars for pharmacy services	\$4.6 mil
Medicaid/MC+ dollars for managed care payments	NA

Family Support

Child support collections (IV-D and non-IV-D)	\$1.2 mil
Average monthly temporary assistance families	150
Total temporary assistance payments	\$0.4 mil
Average monthly food stamp benefit recipients	2,352
Total food stamp benefits received	\$2.1 mil

Child Welfare

Children involved in hotline reports	262
Children with probable cause abuse or neglect	37
Children with family assessments	179
Children in custody during SFY-2004	53
Average monthly children in custody	33
Children adopted	1
Total Children's Services expenditures	\$0.4 mil
Average monthly children receiving subsidized child care ⁽³⁾	81
Child care expenditures ⁽³⁾	\$0.2 mil

Youth Services

Youths committed	5
Average monthly youths in DYS custody	5

SFY-2004

(1) In SFY-2003 and SFY-2004 this reflects eligibles. In SFY-2002 people receiving Medicaid services were reported.
 (2) Excludes Buy-In.
 (3) Methodology has been revised for SFY-2004. Do not compare across years.

CHARITON

QUICK FACTS ABOUT DSS IN CHARITON COUNTY



Medicaid/MC+

Number of people eligible for Medicaid/MC+ services ⁽¹⁾	1,296
Medicaid/MC+ dollars spent in state fiscal year 2004 ⁽²⁾	\$8.9 mil
Estimated portion of \$8.9 mil that was federal dollars	\$5.5 mil
Medicaid/MC+ dollars for inpatient hospital services	\$0.6 mil
Medicaid/MC+ dollars for physician services	\$0.3 mil
Medicaid/MC+ dollars for nursing home services	\$3.3 mil
Medicaid/MC+ dollars for pharmacy services	\$1.8 mil
Medicaid/MC+ dollars for managed care payments	\$1.4 mil

Family Support

Child support collections (IV-D and non-IV-D)	\$0.8 mil
Average monthly temporary assistance families	27
Total temporary assistance payments	\$0.1 mil
Average monthly food stamp benefit recipients	710
Total food stamp benefits received	\$0.6 mil

Child Welfare

Children involved in hotline reports	58
Children with probable cause abuse or neglect	2
Children with family assessments	33
Children in custody during SFY-2004	14
Average monthly children in custody	7
Children adopted	0
Total Children's Services expenditures	\$0.1 mil
Average monthly children receiving subsidized child care ⁽³⁾	18
Child care expenditures ⁽³⁾	\$31,915

Youth Services

Youths committed	2
Average monthly youths in DYS custody	4

SFY-2004

(1) In SFY-2003 and SFY-2004 this reflects eligibles. In SFY-2002 people receiving Medicaid services were reported.
 (2) Excludes Buy-In.
 (3) Methodology has been revised for SFY-2004. Do not compare across years.

CHRISTIAN

QUICK FACTS ABOUT DSS IN CHRISTIAN COUNTY



Medicaid/MC+

Number of people eligible for Medicaid/MC+ services ⁽¹⁾	8,797
Medicaid/MC+ dollars spent in state fiscal year 2004 ⁽²⁾	\$34.3 mil
Estimated portion of \$34.3 mil that was federal dollars	\$21.1 mil
Medicaid/MC+ dollars for inpatient hospital services	\$4.3 mil
Medicaid/MC+ dollars for physician services	\$3.4 mil
Medicaid/MC+ dollars for nursing home services	\$3.3 mil
Medicaid/MC+ dollars for pharmacy services	\$12.3 mil
Medicaid/MC+ dollars for managed care payments	NA

Family Support

Child support collections (IV-D and non-IV-D)	\$6.3 mil
Average monthly temporary assistance families	231
Total temporary assistance payments	\$0.6 mil
Average monthly food stamp benefit recipients	5,317
Total food stamp benefits received	\$5.0 mil

Child Welfare

Children involved in hotline reports	931
Children with probable cause abuse or neglect	230
Children with family assessments	499
Children in custody during SFY-2004	252
Average monthly children in custody	138
Children adopted	25
Total Children's Services expenditures	\$1.9 mil
Average monthly children receiving subsidized child care ⁽³⁾	342
Child care expenditures ⁽³⁾	\$0.9 mil

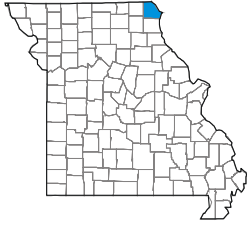
Youth Services

Youths committed	15
Average monthly youths in DYS custody	24

SFY-2004

(1) In SFY-2003 and SFY-2004 this reflects eligibles. In SFY-2002 people receiving Medicaid services were reported.
 (2) Excludes Buy-In.
 (3) Methodology has been revised for SFY-2004. Do not compare across years.

CLARK



QUICK FACTS ABOUT DSS IN CLARK COUNTY

Medicaid/MC+

Number of people eligible for Medicaid/MC+ services ⁽¹⁾	1,431
Medicaid/MC+ dollars spent in state fiscal year 2004 ⁽²⁾	\$5.1 mil
Estimated portion of \$5.1 mil that was federal dollars	\$3.2 mil
Medicaid/MC+ dollars for inpatient hospital services	\$0.5 mil
Medicaid/MC+ dollars for physician services	\$0.4 mil
Medicaid/MC+ dollars for nursing home services	\$1.4 mil
Medicaid/MC+ dollars for pharmacy services	\$1.5 mil
Medicaid/MC+ dollars for managed care payments	NA

Family Support

Child support collections (IV-D and non-IV-D)	\$0.9 mil
Average monthly temporary assistance families	51
Total temporary assistance payments	\$0.2 mil
Average monthly food stamp benefit recipients	917
Total food stamp benefits received	\$0.8 mil

Child Welfare

Children involved in hotline reports	98
Children with probable cause abuse or neglect	13
Children with family assessments	66
Children in custody during SFY-2004	31
Average monthly children in custody	24
Children adopted	0
Total Children's Services expenditures	\$0.3 mil
Average monthly children receiving subsidized child care ⁽³⁾	32
Child care expenditures ⁽³⁾	\$0.1 mil

Youth Services

Youths committed	0
Average monthly youths in DYS custody	0

SFY-2004

(1) In SFY-2003 and SFY-2004 this reflects eligibles. In SFY-2002 people receiving Medicaid services were reported.
 (2) Excludes Buy-In.
 (3) Methodology has been revised for SFY-2004. Do not compare across years.

CLAY

QUICK FACTS ABOUT DSS IN CLAY COUNTY



Medicaid/MC+

Number of people eligible for Medicaid/MC+ services ⁽¹⁾	17,799
Medicaid/MC+ dollars spent in state fiscal year 2004 ⁽²⁾	\$89.7 mil
Estimated portion of \$89.7 mil that was federal dollars	\$55.2 mil
Medicaid/MC+ dollars for inpatient hospital services	\$7.1 mil
Medicaid/MC+ dollars for physician services	\$2.9 mil
Medicaid/MC+ dollars for nursing home services	\$17.8 mil
Medicaid/MC+ dollars for pharmacy services	\$15.8 mil
Medicaid/MC+ dollars for managed care payments	\$25.1 mil

Family Support

Child support collections (IV-D and non-IV-D)	\$31.9 mil
Average monthly temporary assistance families	636
Total temporary assistance payments	\$1.8 mil
Average monthly food stamp benefit recipients	11,099
Total food stamp benefits received	\$10.8 mil

Child Welfare

Children involved in hotline reports	2,122
Children with probable cause abuse or neglect	192
Children with family assessments	1,602
Children in custody during SFY-2004	200
Average monthly children in custody	123
Children adopted	29
Total Children's Services expenditures	\$3.0 mil
Average monthly children receiving subsidized child care ⁽³⁾	598
Child care expenditures ⁽³⁾	\$2.3 mil

Youth Services

Youths committed	25
Average monthly youths in DYS custody	44

SFY-2004

(1) In SFY-2003 and SFY-2004 this reflects eligibles. In SFY-2002 people receiving Medicaid services were reported.
 (2) Excludes Buy-In.
 (3) Methodology has been revised for SFY-2004. Do not compare across years.

CLINTON



QUICK FACTS ABOUT DSS IN CLINTON COUNTY

Medicaid/MC+

Number of people eligible for Medicaid/MC+ services ⁽¹⁾	2,266
Medicaid/MC+ dollars spent in state fiscal year 2004 ⁽²⁾	\$12.1 mil
Estimated portion of \$12.1 mil that was federal dollars	\$7.4 mil
Medicaid/MC+ dollars for inpatient hospital services	\$1.5 mil
Medicaid/MC+ dollars for physician services	\$0.7 mil
Medicaid/MC+ dollars for nursing home services	\$3.8 mil
Medicaid/MC+ dollars for pharmacy services	\$2.7 mil
Medicaid/MC+ dollars for managed care payments	NA

Family Support

Child support collections (IV-D and non-IV-D)	\$3.0 mil
Average monthly temporary assistance families	87
Total temporary assistance payments	\$0.2 mil
Average monthly food stamp benefit recipients	1,166
Total food stamp benefits received	\$1.0 mil

Child Welfare

Children involved in hotline reports	238
Children with probable cause abuse or neglect	26
Children with family assessments	148
Children in custody during SFY-2004	39
Average monthly children in custody	19
Children adopted	0
Total Children's Services expenditures	\$0.3 mil
Average monthly children receiving subsidized child care ⁽³⁾	43
Child care expenditures ⁽³⁾	\$0.1 mil

Youth Services

Youths committed	15
Average monthly youths in DYS custody	13

SFY-2004

(1) In SFY-2003 and SFY-2004 this reflects eligibles. In SFY-2002 people receiving Medicaid services were reported.
 (2) Excludes Buy-In.
 (3) Methodology has been revised for SFY-2004. Do not compare across years.

COLE

QUICK FACTS ABOUT DSS IN COLE COUNTY



Medicaid/MC+

Number of people eligible for Medicaid/MC+ services⁽¹⁾ 8,738

Medicaid/MC+ dollars spent in state fiscal year 2004⁽²⁾ \$45.3 mil

Estimated portion of \$45.3 mil that was federal dollars \$27.9 mil

Medicaid/MC+ dollars for inpatient hospital services \$3.0 mil

Medicaid/MC+ dollars for physician services \$1.6 mil

Medicaid/MC+ dollars for nursing home services \$6.3 mil

Medicaid/MC+ dollars for pharmacy services \$9.2 mil

Medicaid/MC+ dollars for managed care payments \$11.9 mil

Family Support

Child support collections (IV-D and non-IV-D) \$18.6 mil

Average monthly temporary assistance families 257

Total temporary assistance payments \$0.7 mil

Average monthly food stamp benefit recipients 5,527

Total food stamp benefits received \$5.3 mil

Child Welfare

Children involved in hotline reports 959

Children with probable cause abuse or neglect 109

Children with family assessments 465

Children in custody during SFY-2004 323

Average monthly children in custody 201

Children adopted 17

Total Children's Services expenditures \$2.4 mil

Average monthly children receiving subsidized child care⁽³⁾ 316

Child care expenditures⁽³⁾ \$0.9 mil

Youth Services

Youths committed 7

Average monthly youths in DYS custody 20

SFY-2004

(1) In SFY-2003 and SFY-2004 this reflects eligibles. In SFY-2002 people receiving Medicaid services were reported.
 (2) Excludes Buy-In.
 (3) Methodology has been revised for SFY-2004. Do not compare across years.

COOPER



QUICK FACTS ABOUT DSS IN COOPER COUNTY

Medicaid/MC+

Number of people eligible for Medicaid/MC+ services ⁽¹⁾	2,555
Medicaid/MC+ dollars spent in state fiscal year 2004 ⁽²⁾	\$14.6 mil
Estimated portion of \$14.6 mil that was federal dollars	\$9.0 mil
Medicaid/MC+ dollars for inpatient hospital services	\$0.8 mil
Medicaid/MC+ dollars for physician services	\$0.4 mil
Medicaid/MC+ dollars for nursing home services	\$3.6 mil
Medicaid/MC+ dollars for pharmacy services	\$2.5 mil
Medicaid/MC+ dollars for managed care payments	\$3.3 mil

Family Support

Child support collections (IV-D and non-IV-D)	\$1.7 mil
Average monthly temporary assistance families	87
Total temporary assistance payments	\$0.3 mil
Average monthly food stamp benefit recipients	1,458
Total food stamp benefits received	\$1.4 mil

Child Welfare

Children involved in hotline reports	182
Children with probable cause abuse or neglect	22
Children with family assessments	114
Children in custody during SFY-2004	54
Average monthly children in custody	37
Children adopted	0
Total Children's Services expenditures	\$0.2 mil
Average monthly children receiving subsidized child care ⁽³⁾	91
Child care expenditures ⁽³⁾	\$0.2 mil

Youth Services

Youths committed	2
Average monthly youths in DYS custody	4

SFY-2004

(1) In SFY-2003 and SFY-2004 this reflects eligibles. In SFY-2002 people receiving Medicaid services were reported.
 (2) Excludes Buy-In.
 (3) Methodology has been revised for SFY-2004. Do not compare across years.

CRAWFORD



QUICK FACTS ABOUT DSS IN CRAWFORD COUNTY

Medicaid/MC+

Number of people eligible for Medicaid/MC+ services ⁽¹⁾	5,406
Medicaid/MC+ dollars spent in state fiscal year 2004 ⁽²⁾	\$26.4 mil
Estimated portion of \$26.4 mil that was federal dollars	\$16.2 mil
Medicaid/MC+ dollars for inpatient hospital services	\$3.2 mil
Medicaid/MC+ dollars for physician services	\$2.6 mil
Medicaid/MC+ dollars for nursing home services	\$4.1 mil
Medicaid/MC+ dollars for pharmacy services	\$7.8 mil
Medicaid/MC+ dollars for managed care payments	NA

Family Support

Child support collections (IV-D and non-IV-D)	\$2.6 mil
Average monthly temporary assistance families	236
Total temporary assistance payments	\$0.7 mil
Average monthly food stamp benefit recipients	3,936
Total food stamp benefits received	\$3.4 mil

Child Welfare

Children involved in hotline reports	545
Children with probable cause abuse or neglect	83
Children with family assessments	330
Children in custody during SFY-2004	173
Average monthly children in custody	113
Children adopted	0
Total Children's Services expenditures	\$0.9 mil
Average monthly children receiving subsidized child care ⁽³⁾	106
Child care expenditures ⁽³⁾	\$0.3 mil

Youth Services

Youths committed	3
Average monthly youths in DYS custody	7

SFY-2004

(1) In SFY-2003 and SFY-2004 this reflects eligibles. In SFY-2002 people receiving Medicaid services were reported.

(2) Excludes Buy-In.

(3) Methodology has been revised for SFY-2004. Do not compare across years.

DADE

QUICK FACTS ABOUT DSS IN DADE COUNTY



Medicaid/MC+

Number of people eligible for Medicaid/MC+ services ⁽¹⁾	1,662
Medicaid/MC+ dollars spent in state fiscal year 2004 ⁽²⁾	\$7.6 mil
Estimated portion of \$7.6 mil that was federal dollars	\$4.7 mil
Medicaid/MC+ dollars for inpatient hospital services	\$0.9 mil
Medicaid/MC+ dollars for physician services	\$0.8 mil
Medicaid/MC+ dollars for nursing home services	\$1.9 mil
Medicaid/MC+ dollars for pharmacy services	\$2.3 mil
Medicaid/MC+ dollars for managed care payments	NA

Family Support

Child support collections (IV-D and non-IV-D)	\$0.7 mil
Average monthly temporary assistance families	39
Total temporary assistance payments	\$0.1 mil
Average monthly food stamp benefit recipients	1,083
Total food stamp benefits received	\$0.9 mil

Child Welfare

Children involved in hotline reports	106
Children with probable cause abuse or neglect	14
Children with family assessments	77
Children in custody during SFY-2004	19
Average monthly children in custody	9
Children adopted	3
Total Children's Services expenditures	\$0.2 mil
Average monthly children receiving subsidized child care ⁽³⁾	15
Child care expenditures ⁽³⁾	\$33,967

Youth Services

Youths committed	1
Average monthly youths in DYS custody	4

SFY-2004

(1) In SFY-2003 and SFY-2004 this reflects eligibles. In SFY-2002 people receiving Medicaid services were reported.

(2) Excludes Buy-In.

(3) Methodology has been revised for SFY-2004. Do not compare across years.

DALLAS



QUICK FACTS ABOUT DSS IN DALLAS COUNTY

Medicaid/MC+

Number of people eligible for Medicaid/MC+ services ⁽¹⁾	3,794
Medicaid/MC+ dollars spent in state fiscal year 2004 ⁽²⁾	\$16.5 mil
Estimated portion of \$16.5 mil that was federal dollars	\$10.1 mil
Medicaid/MC+ dollars for inpatient hospital services	\$2.0 mil
Medicaid/MC+ dollars for physician services	\$2.1 mil
Medicaid/MC+ dollars for nursing home services	\$2.6 mil
Medicaid/MC+ dollars for pharmacy services	\$5.1 mil
Medicaid/MC+ dollars for managed care payments	NA

Family Support

Child support collections (IV-D and non-IV-D)	\$1.4 mil
Average monthly temporary assistance families	115
Total temporary assistance payments	\$0.3 mil
Average monthly food stamp benefit recipients	2,538
Total food stamp benefits received	\$2.3 mil

Child Welfare

Children involved in hotline reports	330
Children with probable cause abuse or neglect	29
Children with family assessments	93
Children in custody during SFY-2004	17
Average monthly children in custody	10
Children adopted	0
Total Children's Services expenditures	\$0.2 mil
Average monthly children receiving subsidized child care ⁽³⁾	71
Child care expenditures ⁽³⁾	\$0.2 mil

Youth Services

Youths committed	9
Average monthly youths in DYS custody	9

SFY-2004

(1) In SFY-2003 and SFY-2004 this reflects eligibles. In SFY-2002 people receiving Medicaid services were reported.
 (2) Excludes Buy-In.
 (3) Methodology has been revised for SFY-2004. Do not compare across years.

DAVISS



QUICK FACTS ABOUT DSS IN DAVISS COUNTY

Medicaid/MC+

Number of people eligible for Medicaid/MC+ services ⁽¹⁾	1,567
Medicaid/MC+ dollars spent in state fiscal year 2004 ⁽²⁾	\$5.9 mil
Estimated portion of \$5.9 mil that was federal dollars	\$3.6 mil
Medicaid/MC+ dollars for inpatient hospital services	\$1.1 mil
Medicaid/MC+ dollars for physician services	\$0.5 mil
Medicaid/MC+ dollars for nursing home services	\$0.8 mil
Medicaid/MC+ dollars for pharmacy services	\$1.5 mil
Medicaid/MC+ dollars for managed care payments	NA

Family Support

Child support collections (IV-D and non-IV-D)	\$1.0 mil
Average monthly temporary assistance families	27
Total temporary assistance payments	\$0.1 mil
Average monthly food stamp benefit recipients	1,193
Total food stamp benefits received	\$1.0 mil

Child Welfare

Children involved in hotline reports	149
Children with probable cause abuse or neglect	6
Children with family assessments	82
Children in custody during SFY-2004	23
Average monthly children in custody	15
Children adopted	2
Total Children's Services expenditures	\$0.1 mil
Average monthly children receiving subsidized child care ⁽³⁾	31
Child care expenditures ⁽³⁾	\$0.1 mil

Youth Services

Youths committed	0
Average monthly youths in DYS custody	5

SFY-2004

(1) In SFY-2003 and SFY-2004 this reflects eligibles. In SFY-2002 people receiving Medicaid services were reported.
 (2) Excludes Buy-In.
 (3) Methodology has been revised for SFY-2004. Do not compare across years.

DEKALB



QUICK FACTS ABOUT DSS IN DEKALB COUNTY

Medicaid/MC+

Number of people eligible for Medicaid/MC+ services ⁽¹⁾	1,620
Medicaid/MC+ dollars spent in state fiscal year 2004 ⁽²⁾	\$7.9 mil
Estimated portion of \$7.9 mil that was federal dollars	\$4.8 mil
Medicaid/MC+ dollars for inpatient hospital services	\$0.6 mil
Medicaid/MC+ dollars for physician services	\$0.5 mil
Medicaid/MC+ dollars for nursing home services	\$1.6 mil
Medicaid/MC+ dollars for pharmacy services	\$2.3 mil
Medicaid/MC+ dollars for managed care payments	NA

Family Support

Child support collections (IV-D and non-IV-D)	\$1.1 mil
Average monthly temporary assistance families	50
Total temporary assistance payments	\$0.1 mil
Average monthly food stamp benefit recipients	960
Total food stamp benefits received	\$0.8 mil

Child Welfare

Children involved in hotline reports	178
Children with probable cause abuse or neglect	16
Children with family assessments	107
Children in custody during SFY-2004	29
Average monthly children in custody	12
Children adopted	4
Total Children's Services expenditures	\$0.2 mil
Average monthly children receiving subsidized child care ⁽³⁾	29
Child care expenditures ⁽³⁾	\$0.1 mil

Youth Services

Youths committed	4
Average monthly youths in DYS custody	4

SFY-2004

(1) In SFY-2003 and SFY-2004 this reflects eligibles. In SFY-2002 people receiving Medicaid services were reported.
 (2) Excludes Buy-In.
 (3) Methodology has been revised for SFY-2004. Do not compare across years.

DENT

QUICK FACTS ABOUT DSS IN DENT COUNTY



Medicaid/MC+

Number of people eligible for Medicaid/MC+ services ⁽¹⁾	4,037
Medicaid/MC+ dollars spent in state fiscal year 2004 ⁽²⁾	\$20.1 mil
Estimated portion of \$20.1 mil that was federal dollars	\$12.3 mil
Medicaid/MC+ dollars for inpatient hospital services	\$2.8 mil
Medicaid/MC+ dollars for physician services	\$1.8 mil
Medicaid/MC+ dollars for nursing home services	\$2.5 mil
Medicaid/MC+ dollars for pharmacy services	\$5.1 mil
Medicaid/MC+ dollars for managed care payments	NA

Family Support

Child support collections (IV-D and non-IV-D)	\$1.7 mil
Average monthly temporary assistance families	114
Total temporary assistance payments	\$0.3 mil
Average monthly food stamp benefit recipients	2,781
Total food stamp benefits received	\$2.4 mil

Child Welfare

Children involved in hotline reports	330
Children with probable cause abuse or neglect	72
Children with family assessments	180
Children in custody during SFY-2004	137
Average monthly children in custody	93
Children adopted	9
Total Children's Services expenditures	\$1.1 mil
Average monthly children receiving subsidized child care ⁽³⁾	77
Child care expenditures ⁽³⁾	\$0.1 mil

Youth Services

Youths committed	1
Average monthly youths in DYS custody	3

SFY-2004

(1) In SFY-2003 and SFY-2004 this reflects eligibles. In SFY-2002 people receiving Medicaid services were reported.
 (2) Excludes Buy-In.
 (3) Methodology has been revised for SFY-2004. Do not compare across years.

DOUGLAS



QUICK FACTS ABOUT DSS IN DOUGLAS COUNTY

Medicaid/MC+

Number of people eligible for Medicaid/MC+ services ⁽¹⁾	3,637
Medicaid/MC+ dollars spent in state fiscal year 2004 ⁽²⁾	\$13.1 mil
Estimated portion of \$13.1 mil that was federal dollars	\$8.1 mil
Medicaid/MC+ dollars for inpatient hospital services	\$1.1 mil
Medicaid/MC+ dollars for physician services	\$1.6 mil
Medicaid/MC+ dollars for nursing home services	\$1.3 mil
Medicaid/MC+ dollars for pharmacy services	\$4.7 mil
Medicaid/MC+ dollars for managed care payments	NA

Family Support

Child support collections (IV-D and non-IV-D)	\$1.3 mil
Average monthly temporary assistance families	107
Total temporary assistance payments	\$0.3 mil
Average monthly food stamp benefit recipients	2,660
Total food stamp benefits received	\$2.4 mil

Child Welfare

Children involved in hotline reports	226
Children with probable cause abuse or neglect	41
Children with family assessments	123
Children in custody during SFY-2004	26
Average monthly children in custody	14
Children adopted	0
Total Children's Services expenditures	\$0.2 mil
Average monthly children receiving subsidized child care ⁽³⁾	75
Child care expenditures ⁽³⁾	\$0.1 mil

Youth Services

Youths committed	1
Average monthly youths in DYS custody	4

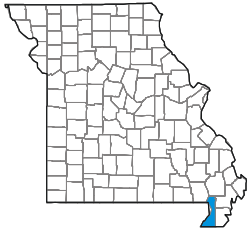
SFY-2004

(1) In SFY-2003 and SFY-2004 this reflects eligibles. In SFY-2002 people receiving Medicaid services were reported.

(2) Excludes Buy-In.

(3) Methodology has been revised for SFY-2004. Do not compare across years.

DUNKLIN



QUICK FACTS ABOUT DSS IN DUNKLIN COUNTY

Medicaid/MC+

Number of people eligible for Medicaid/MC+ services⁽¹⁾ 12,973

Medicaid/MC+ dollars spent in state fiscal year 2004⁽²⁾ \$68.2 mil

Estimated portion of \$68.2 mil that was federal dollars \$42.0 mil

Medicaid/MC+ dollars for inpatient hospital services \$7.3 mil

Medicaid/MC+ dollars for physician services \$6.1 mil

Medicaid/MC+ dollars for nursing home services \$11.0 mil

Medicaid/MC+ dollars for pharmacy services \$22.6 mil

Medicaid/MC+ dollars for managed care payments NA

Family Support

Child support collections (IV-D and non-IV-D) \$5.1 mil

Average monthly temporary assistance families 825

Total temporary assistance payments \$2.3 mil

Average monthly food stamp benefit recipients 10,542

Total food stamp benefits received \$9.1 mil

Child Welfare

Children involved in hotline reports 872

Children with probable cause abuse or neglect 67

Children with family assessments 461

Children in custody during SFY-2004 150

Average monthly children in custody 72

Children adopted 0

Total Children's Services expenditures \$0.4 mil

Average monthly children receiving subsidized child care⁽³⁾ 331

Child care expenditures⁽³⁾ \$0.7 mil

Youth Services

Youths committed 10

Average monthly youths in DYS custody 8

SFY-2004

(1) In SFY-2003 and SFY-2004 this reflects eligibles. In SFY-2002 people receiving Medicaid services were reported.
 (2) Excludes Buy-In.
 (3) Methodology has been revised for SFY-2004. Do not compare across years.

FRANKLIN



QUICK FACTS ABOUT DSS IN FRANKLIN COUNTY

Medicaid/MC+

Number of people eligible for Medicaid/MC+ services ⁽¹⁾	12,280
Medicaid/MC+ dollars spent in state fiscal year 2004 ⁽²⁾	\$60.1 mil
Estimated portion of \$60.1 mil that was federal dollars	\$37.0 mil
Medicaid/MC+ dollars for inpatient hospital services	\$4.2 mil
Medicaid/MC+ dollars for physician services	\$2.0 mil
Medicaid/MC+ dollars for nursing home services	\$12.1 mil
Medicaid/MC+ dollars for pharmacy services	\$12.3 mil
Medicaid/MC+ dollars for managed care payments	\$15.1 mil

Family Support

Child support collections (IV-D and non-IV-D)	\$9.8 mil
Average monthly temporary assistance families	336
Total temporary assistance payments	\$1.0 mil
Average monthly food stamp benefit recipients	7,687
Total food stamp benefits received	\$7.3 mil

Child Welfare

Children involved in hotline reports	1,323
Children with probable cause abuse or neglect	186
Children with family assessments	740
Children in custody during SFY-2004	299
Average monthly children in custody	206
Children adopted	16
Total Children's Services expenditures	\$2.4 mil
Average monthly children receiving subsidized child care ⁽³⁾	280
Child care expenditures ⁽³⁾	\$0.9 mil

Youth Services

Youths committed	18
Average monthly youths in DYS custody	22

SFY-2004

(1) In SFY-2003 and SFY-2004 this reflects eligibles. In SFY-2002 people receiving Medicaid services were reported.
 (2) Excludes Buy-In.
 (3) Methodology has been revised for SFY-2004. Do not compare across years.

GASCONADE

QUICK FACTS ABOUT DSS IN GASCONADE COUNTY



Medicaid/MC+

Number of people eligible for Medicaid/MC+ services ⁽¹⁾	2,160
Medicaid/MC+ dollars spent in state fiscal year 2004 ⁽²⁾	\$14.1 mil
Estimated portion of \$14.1 mil that was federal dollars	\$8.7 mil
Medicaid/MC+ dollars for inpatient hospital services	\$0.8 mil
Medicaid/MC+ dollars for physician services	\$0.4 mil
Medicaid/MC+ dollars for nursing home services	\$4.6 mil
Medicaid/MC+ dollars for pharmacy services	\$2.9 mil
Medicaid/MC+ dollars for managed care payments	\$2.7 mil

Family Support

Child support collections (IV-D and non-IV-D)	\$1.4 mil
Average monthly temporary assistance families	49
Total temporary assistance payments	\$0.1 mil
Average monthly food stamp benefit recipients	1,323
Total food stamp benefits received	\$1.2 mil

Child Welfare

Children involved in hotline reports	194
Children with probable cause abuse or neglect	26
Children with family assessments	94
Children in custody during SFY-2004	48
Average monthly children in custody	35
Children adopted	2
Total Children's Services expenditures	\$0.3 mil
Average monthly children receiving subsidized child care ⁽³⁾	62
Child care expenditures ⁽³⁾	\$0.1 mil

Youth Services

Youths committed	2
Average monthly youths in DYS custody	2

SFY-2004

(1) In SFY-2003 and SFY-2004 this reflects eligibles. In SFY-2002 people receiving Medicaid services were reported.
 (2) Excludes Buy-In.
 (3) Methodology has been revised for SFY-2004. Do not compare across years.

GENTRY



QUICK FACTS ABOUT DSS IN GENTRY COUNTY

Medicaid/MC+

Number of people eligible for Medicaid/MC+ services ⁽¹⁾	1,045
Medicaid/MC+ dollars spent in state fiscal year 2004 ⁽²⁾	\$8.4 mil
Estimated portion of \$8.4 mil that was federal dollars	\$5.1 mil
Medicaid/MC+ dollars for inpatient hospital services	\$0.7 mil
Medicaid/MC+ dollars for physician services	\$0.5 mil
Medicaid/MC+ dollars for nursing home services	\$2.0 mil
Medicaid/MC+ dollars for pharmacy services	\$1.7 mil
Medicaid/MC+ dollars for managed care payments	NA

Family Support

Child support collections (IV-D and non-IV-D)	\$0.7 mil
Average monthly temporary assistance families	14
Total temporary assistance payments	\$34,572
Average monthly food stamp benefit recipients	549
Total food stamp benefits received	\$0.4 mil

Child Welfare

Children involved in hotline reports	62
Children with probable cause abuse or neglect	9
Children with family assessments	42
Children in custody during SFY-2004	4
Average monthly children in custody	2
Children adopted	0
Total Children's Services expenditures	\$5,060
Average monthly children receiving subsidized child care ⁽³⁾	22
Child care expenditures ⁽³⁾	\$40,282

Youth Services

Youths committed	1
Average monthly youths in DYS custody	3

SFY-2004

(1) In SFY-2003 and SFY-2004 this reflects eligibles. In SFY-2002 people receiving Medicaid services were reported.
 (2) Excludes Buy-In.
 (3) Methodology has been revised for SFY-2004. Do not compare across years.

GREENE

QUICK FACTS ABOUT DSS IN GREENE COUNTY



Medicaid/MC+

Number of people eligible for Medicaid/MC+ services ⁽¹⁾	40,751
Medicaid/MC+ dollars spent in state fiscal year 2004 ⁽²⁾	\$197.6 mil
Estimated portion of \$197.6 mil that was federal dollars	\$121.6 mil
Medicaid/MC+ dollars for inpatient hospital services	\$25.0 mil
Medicaid/MC+ dollars for physician services	\$15.6 mil
Medicaid/MC+ dollars for nursing home services	\$26.6 mil
Medicaid/MC+ dollars for pharmacy services	\$61.2 mil
Medicaid/MC+ dollars for managed care payments	NA

Family Support

Child support collections (IV-D and non-IV-D)	\$28.5 mil
Average monthly temporary assistance families	1,487
Total temporary assistance payments	\$4.2 mil
Average monthly food stamp benefit recipients	27,878
Total food stamp benefits received	\$27.0 mil

Child Welfare

Children involved in hotline reports	4,761
Children with probable cause abuse or neglect	486
Children with family assessments	2,839
Children in custody during SFY-2004	1,052
Average monthly children in custody	782
Children adopted	66
Total Children's Services expenditures	\$11.2 mil
Average monthly children receiving subsidized child care ⁽³⁾	1,616
Child care expenditures ⁽³⁾	\$5.3 mil

Youth Services

Youths committed	39
Average monthly youths in DYS custody	64

SFY-2004

(1) In SFY-2003 and SFY-2004 this reflects eligibles. In SFY-2002 people receiving Medicaid services were reported.
 (2) Excludes Buy-In.
 (3) Methodology has been revised for SFY-2004. Do not compare across years.

GRUNDY



QUICK FACTS ABOUT DSS IN GRUNDY COUNTY

Medicaid/MC+

Number of people eligible for Medicaid/MC+ services ⁽¹⁾	2,091
Medicaid/MC+ dollars spent in state fiscal year 2004 ⁽²⁾	\$12.0 mil
Estimated portion of \$12.0 mil that was federal dollars	\$7.4 mil
Medicaid/MC+ dollars for inpatient hospital services	\$1.2 mil
Medicaid/MC+ dollars for physician services	\$0.6 mil
Medicaid/MC+ dollars for nursing home services	\$2.8 mil
Medicaid/MC+ dollars for pharmacy services	\$3.1 mil
Medicaid/MC+ dollars for managed care payments	NA

Family Support

Child support collections (IV-D and non-IV-D)	\$1.3 mil
Average monthly temporary assistance families	46
Total temporary assistance payments	\$0.1 mil
Average monthly food stamp benefit recipients	1,463
Total food stamp benefits received	\$1.2 mil

Child Welfare

Children involved in hotline reports	171
Children with probable cause abuse or neglect	13
Children with family assessments	103
Children in custody during SFY-2004	37
Average monthly children in custody	26
Children adopted	2
Total Children's Services expenditures	\$0.2 mil
Average monthly children receiving subsidized child care ⁽³⁾	88
Child care expenditures ⁽³⁾	\$0.2 mil

Youth Services

Youths committed	0
Average monthly youths in DYS custody	0

SFY-2004

(1) In SFY-2003 and SFY-2004 this reflects eligibles. In SFY-2002 people receiving Medicaid services were reported.
 (2) Excludes Buy-In.
 (3) Methodology has been revised for SFY-2004. Do not compare across years.

HARRISON

QUICK FACTS ABOUT DSS IN HARRISON COUNTY



Medicaid/MC+

Number of people eligible for Medicaid/MC+ services ⁽¹⁾	1,798
Medicaid/MC+ dollars spent in state fiscal year 2004 ⁽²⁾	\$11.2 mil
Estimated portion of \$11.2 mil that was federal dollars	\$6.9 mil
Medicaid/MC+ dollars for inpatient hospital services	\$1.5 mil
Medicaid/MC+ dollars for physician services	\$0.8 mil
Medicaid/MC+ dollars for nursing home services	\$3.1 mil
Medicaid/MC+ dollars for pharmacy services	\$2.7 mil
Medicaid/MC+ dollars for managed care payments	NA

Family Support

Child support collections (IV-D and non-IV-D)	\$0.9 mil
Average monthly temporary assistance families	60
Total temporary assistance payments	\$0.2 mil
Average monthly food stamp benefit recipients	1,042
Total food stamp benefits received	\$0.9 mil

Child Welfare

Children involved in hotline reports	102
Children with probable cause abuse or neglect	15
Children with family assessments	85
Children in custody during SFY-2004	21
Average monthly children in custody	13
Children adopted	0
Total Children's Services expenditures	\$0.1 mil
Average monthly children receiving subsidized child care ⁽³⁾	50
Child care expenditures ⁽³⁾	\$0.1 mil

Youth Services

Youths committed	1
Average monthly youths in DYS custody	0

SFY-2004

(1) In SFY-2003 and SFY-2004 this reflects eligibles. In SFY-2002 people receiving Medicaid services were reported.
 (2) Excludes Buy-In.
 (3) Methodology has been revised for SFY-2004. Do not compare across years.

HENRY



QUICK FACTS ABOUT DSS IN HENRY COUNTY

Medicaid/MC+

Number of people eligible for Medicaid/MC+ services ⁽¹⁾	4,692
Medicaid/MC+ dollars spent in state fiscal year 2004 ⁽²⁾	\$23.6 mil
Estimated portion of \$23.6 mil that was federal dollars	\$14.5 mil
Medicaid/MC+ dollars for inpatient hospital services	\$1.2 mil
Medicaid/MC+ dollars for physician services	\$0.8 mil
Medicaid/MC+ dollars for nursing home services	\$3.7 mil
Medicaid/MC+ dollars for pharmacy services	\$5.4 mil
Medicaid/MC+ dollars for managed care payments	\$5.7 mil

Family Support

Child support collections (IV-D and non-IV-D)	\$2.9 mil
Average monthly temporary assistance families	175
Total temporary assistance payments	\$0.5 mil
Average monthly food stamp benefit recipients	3,416
Total food stamp benefits received	\$3.1 mil

Child Welfare

Children involved in hotline reports	475
Children with probable cause abuse or neglect	76
Children with family assessments	261
Children in custody during SFY-2004	80
Average monthly children in custody	45
Children adopted	4
Total Children's Services expenditures	\$0.5 mil
Average monthly children receiving subsidized child care ⁽³⁾	129
Child care expenditures ⁽³⁾	\$0.3 mil

Youth Services

Youths committed	5
Average monthly youths in DYS custody	5

SFY-2004

(1) In SFY-2003 and SFY-2004 this reflects eligibles. In SFY-2002 people receiving Medicaid services were reported.
 (2) Excludes Buy-In.
 (3) Methodology has been revised for SFY-2004. Do not compare across years.

HICKORY



QUICK FACTS ABOUT DSS IN HICKORY COUNTY

Medicaid/MC+

Number of people eligible for Medicaid/MC+ services ⁽¹⁾	2,261
Medicaid/MC+ dollars spent in state fiscal year 2004 ⁽²⁾	\$10.6 mil
Estimated portion of \$10.6 mil that was federal dollars	\$6.5 mil
Medicaid/MC+ dollars for inpatient hospital services	\$0.9 mil
Medicaid/MC+ dollars for physician services	\$1.2 mil
Medicaid/MC+ dollars for nursing home services	\$1.9 mil
Medicaid/MC+ dollars for pharmacy services	\$3.3 mil
Medicaid/MC+ dollars for managed care payments	NA

Family Support

Child support collections (IV-D and non-IV-D)	\$0.6 mil
Average monthly temporary assistance families	66
Total temporary assistance payments	\$0.2 mil
Average monthly food stamp benefit recipients	1,334
Total food stamp benefits received	\$1.2 mil

Child Welfare

Children involved in hotline reports	111
Children with probable cause abuse or neglect	8
Children with family assessments	43
Children in custody during SFY-2004	14
Average monthly children in custody	8
Children adopted	1
Total Children's Services expenditures	\$0.1 mil
Average monthly children receiving subsidized child care ⁽³⁾	32
Child care expenditures ⁽³⁾	\$0.1 mil

Youth Services

Youths committed	2
Average monthly youths in DYS custody	1

SFY-2004

(1) In SFY-2003 and SFY-2004 this reflects eligibles. In SFY-2002 people receiving Medicaid services were reported.

(2) Excludes Buy-In.

(3) Methodology has been revised for SFY-2004. Do not compare across years.

HOLT

QUICK FACTS ABOUT DSS IN HOLT COUNTY



Medicaid/MC+

Number of people eligible for Medicaid/MC+ services ⁽¹⁾	867
Medicaid/MC+ dollars spent in state fiscal year 2004 ⁽²⁾	\$4.5 mil
Estimated portion of \$4.5 mil that was federal dollars	\$2.7 mil
Medicaid/MC+ dollars for inpatient hospital services	\$0.3 mil
Medicaid/MC+ dollars for physician services	\$0.4 mil
Medicaid/MC+ dollars for nursing home services	\$1.3 mil
Medicaid/MC+ dollars for pharmacy services	\$1.5 mil
Medicaid/MC+ dollars for managed care payments	NA

Family Support

Child support collections (IV-D and non-IV-D)	\$0.7 mil
Average monthly temporary assistance families	13
Total temporary assistance payments	\$32,760
Average monthly food stamp benefit recipients	469
Total food stamp benefits received	\$0.4 mil

Child Welfare

Children involved in hotline reports	70
Children with probable cause abuse or neglect	15
Children with family assessments	34
Children in custody during SFY-2004	6
Average monthly children in custody	2
Children adopted	0
Total Children's Services expenditures	\$10,488
Average monthly children receiving subsidized child care ⁽³⁾	6
Child care expenditures ⁽³⁾	\$13,034

Youth Services

Youths committed	2
Average monthly youths in DYS custody	2

SFY-2004

(1) In SFY-2003 and SFY-2004 this reflects eligibles. In SFY-2002 people receiving Medicaid services were reported.
 (2) Excludes Buy-In.
 (3) Methodology has been revised for SFY-2004. Do not compare across years.

HOWARD



QUICK FACTS ABOUT DSS IN HOWARD COUNTY

Medicaid/MC+

Number of people eligible for Medicaid/MC+ services ⁽¹⁾	1,786
Medicaid/MC+ dollars spent in state fiscal year 2004 ⁽²⁾	\$10.2 mil
Estimated portion of \$10.2 mil that was federal dollars	\$6.3 mil
Medicaid/MC+ dollars for inpatient hospital services	\$0.6 mil
Medicaid/MC+ dollars for physician services	\$0.4 mil
Medicaid/MC+ dollars for nursing home services	\$1.6 mil
Medicaid/MC+ dollars for pharmacy services	\$1.8 mil
Medicaid/MC+ dollars for managed care payments	\$2.3 mil

Family Support

Child support collections (IV-D and non-IV-D)	\$0.9 mil
Average monthly temporary assistance families	65
Total temporary assistance payments	\$0.2 mil
Average monthly food stamp benefit recipients	1,025
Total food stamp benefits received	\$0.9 mil

Child Welfare

Children involved in hotline reports	133
Children with probable cause abuse or neglect	18
Children with family assessments	76
Children in custody during SFY-2004	28
Average monthly children in custody	15
Children adopted	6
Total Children's Services expenditures	\$0.1 mil
Average monthly children receiving subsidized child care ⁽³⁾	39
Child care expenditures ⁽³⁾	\$0.1 mil

Youth Services

Youths committed	0
Average monthly youths in DYS custody	1

SFY-2004

(1) In SFY-2003 and SFY-2004 this reflects eligibles. In SFY-2002 people receiving Medicaid services were reported.

(2) Excludes Buy-In.

(3) Methodology has been revised for SFY-2004. Do not compare across years.

HOWELL

QUICK FACTS ABOUT DSS IN HOWELL COUNTY



Medicaid/MC+

Number of people eligible for Medicaid/MC+ services ⁽¹⁾	10,328
Medicaid/MC+ dollars spent in state fiscal year 2004 ⁽²⁾	\$46.2 mil
Estimated portion of \$46.2 mil that was federal dollars	\$28.4 mil
Medicaid/MC+ dollars for inpatient hospital services	\$3.4 mil
Medicaid/MC+ dollars for physician services	\$4.7 mil
Medicaid/MC+ dollars for nursing home services	\$9.5 mil
Medicaid/MC+ dollars for pharmacy services	\$13.9 mil
Medicaid/MC+ dollars for managed care payments	NA

Family Support

Child support collections (IV-D and non-IV-D)	\$4.6 mil
Average monthly temporary assistance families	411
Total temporary assistance payments	\$1.2 mil
Average monthly food stamp benefit recipients	7,597
Total food stamp benefits received	\$6.7 mil

Child Welfare

Children involved in hotline reports	747
Children with probable cause abuse or neglect	74
Children with family assessments	472
Children in custody during SFY-2004	80
Average monthly children in custody	54
Children adopted	0
Total Children's Services expenditures	\$1.3 mil
Average monthly children receiving subsidized child care ⁽³⁾	326
Child care expenditures ⁽³⁾	\$0.7 mil

Youth Services

Youths committed	3
Average monthly youths in DYS custody	3

SFY-2004

(1) In SFY-2003 and SFY-2004 this reflects eligibles. In SFY-2002 people receiving Medicaid services were reported.
 (2) Excludes Buy-In.
 (3) Methodology has been revised for SFY-2004. Do not compare across years.

IRON

QUICK FACTS ABOUT DSS IN IRON COUNTY



Medicaid/MC+

Number of people eligible for Medicaid/MC+ services ⁽¹⁾	3,100
Medicaid/MC+ dollars spent in state fiscal year 2004 ⁽²⁾	\$20.2 mil
Estimated portion of \$20.2 mil that was federal dollars	\$12.4 mil
Medicaid/MC+ dollars for inpatient hospital services	\$1.6 mil
Medicaid/MC+ dollars for physician services	\$1.5 mil
Medicaid/MC+ dollars for nursing home services	\$3.0 mil
Medicaid/MC+ dollars for pharmacy services	\$6.4 mil
Medicaid/MC+ dollars for managed care payments	NA

Family Support

Child support collections (IV-D and non-IV-D)	\$1.2 mil
Average monthly temporary assistance families	105
Total temporary assistance payments	\$0.3 mil
Average monthly food stamp benefit recipients	2,255
Total food stamp benefits received	\$1.9 mil

Child Welfare

Children involved in hotline reports	268
Children with probable cause abuse or neglect	47
Children with family assessments	166
Children in custody during SFY-2004	87
Average monthly children in custody	46
Children adopted	0
Total Children's Services expenditures	\$0.4 mil
Average monthly children receiving subsidized child care ⁽³⁾	61
Child care expenditures ⁽³⁾	\$0.1 mil

Youth Services

Youths committed	4
Average monthly youths in DYS custody	7

SFY-2004

(1) In SFY-2003 and SFY-2004 this reflects eligibles. In SFY-2002 people receiving Medicaid services were reported.
 (2) Excludes Buy-In.
 (3) Methodology has been revised for SFY-2004. Do not compare across years.

JACKSON



QUICK FACTS ABOUT DSS IN JACKSON COUNTY

Medicaid/MC+

Number of people eligible for Medicaid/MC+ services⁽¹⁾ 123,470

Medicaid/MC+ dollars spent in state fiscal year 2004⁽²⁾ \$556.9 mil

Estimated portion of \$556.9 mil that was federal dollars \$342.7 mil

Medicaid/MC+ dollars for inpatient hospital services \$55.1 mil

Medicaid/MC+ dollars for physician services \$27.8 mil

Medicaid/MC+ dollars for nursing home services \$80.9 mil

Medicaid/MC+ dollars for pharmacy services \$86.4 mil

Medicaid/MC+ dollars for managed care payments \$171.6 mil

Family Support

Child support collections (IV-D and non-IV-D) \$90.2 mil

Average monthly temporary assistance families 8,510

Total temporary assistance payments \$24.2 mil

Average monthly food stamp benefit recipients 84,166

Total food stamp benefits received \$86.5 mil

Child Welfare

Children involved in hotline reports 10,481

Children with probable cause abuse or neglect 1,428

Children with family assessments 7,288

Children in custody during SFY-2004 1,867

Average monthly children in custody 1,199

Children adopted 194

Total Children's Services expenditures \$39.4 mil

Average monthly children receiving subsidized child care⁽³⁾ 6,675

Child care expenditures⁽³⁾ \$25.8 mil

Youth Services

Youths committed 78

Average monthly youths in DYS custody 118

SFY-2004

(1) In SFY-2003 and SFY-2004 this reflects eligibles. In SFY-2002 people receiving Medicaid services were reported.

(2) Excludes Buy-In.

(3) Methodology has been revised for SFY-2004. Do not compare across years.

JASPER

QUICK FACTS ABOUT DSS IN JASPER COUNTY



Medicaid/MC+

Number of people eligible for Medicaid/MC+ services ⁽¹⁾	25,514
Medicaid/MC+ dollars spent in state fiscal year 2004 ⁽²⁾	\$117.9 mil
Estimated portion of \$117.9 mil that was federal dollars	\$72.6 mil
Medicaid/MC+ dollars for inpatient hospital services	\$18.2 mil
Medicaid/MC+ dollars for physician services	\$8.2 mil
Medicaid/MC+ dollars for nursing home services	\$12.1 mil
Medicaid/MC+ dollars for pharmacy services	\$35.1 mil
Medicaid/MC+ dollars for managed care payments	NA

Family Support

Child support collections (IV-D and non-IV-D)	\$15.5 mil
Average monthly temporary assistance families	1,212
Total temporary assistance payments	\$3.6 mil
Average monthly food stamp benefit recipients	16,785
Total food stamp benefits received	\$15.8 mil

Child Welfare

Children involved in hotline reports	2,338
Children with probable cause abuse or neglect	285
Children with family assessments	1,383
Children in custody during SFY-2004	841
Average monthly children in custody	532
Children adopted	85
Total Children's Services expenditures	\$6.8 mil
Average monthly children receiving subsidized child care ⁽³⁾	624
Child care expenditures ⁽³⁾	\$1.5 mil

Youth Services

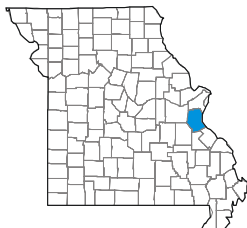
Youths committed	61
Average monthly youths in DYS custody	56

SFY-2004

(1) In SFY-2003 and SFY-2004 this reflects eligibles. In SFY-2002 people receiving Medicaid services were reported.
 (2) Excludes Buy-In.
 (3) Methodology has been revised for SFY-2004. Do not compare across years.

JEFFERSON

QUICK FACTS ABOUT DSS IN JEFFERSON COUNTY



Medicaid/MC+

Number of people eligible for Medicaid/MC+ services⁽¹⁾ 23,831

Medicaid/MC+ dollars spent in state fiscal year 2004⁽²⁾ \$115.9 mil

Estimated portion of \$115.9 mil that was federal dollars \$71.4 mil

Medicaid/MC+ dollars for inpatient hospital services \$9.5 mil

Medicaid/MC+ dollars for physician services \$4.1 mil

Medicaid/MC+ dollars for nursing home services \$19.5 mil

Medicaid/MC+ dollars for pharmacy services \$24.2 mil

Medicaid/MC+ dollars for managed care payments \$30.3 mil

Family Support

Child support collections (IV-D and non-IV-D) \$25.0 mil

Average monthly temporary assistance families 939

Total temporary assistance payments \$2.7 mil

Average monthly food stamp benefit recipients 15,456

Total food stamp benefits received \$15.4 mil

Child Welfare

Children involved in hotline reports 2,552

Children with probable cause abuse or neglect 241

Children with family assessments 1,964

Children in custody during SFY-2004 792

Average monthly children in custody 472

Children adopted 44

Total Children's Services expenditures \$6.5 mil

Average monthly children receiving subsidized child care⁽³⁾ 813

Child care expenditures⁽³⁾ \$3.1 mil

Youth Services

Youths committed 36

Average monthly youths in DYS custody 45

SFY-2004

(1) In SFY-2003 and SFY-2004 this reflects eligibles. In SFY-2002 people receiving Medicaid services were reported.
 (2) Excludes Buy-In.
 (3) Methodology has been revised for SFY-2004. Do not compare across years.

JOHNSON



QUICK FACTS ABOUT DSS IN JOHNSON COUNTY

Medicaid/MC+

Number of people eligible for Medicaid/MC+ services ⁽¹⁾	5,718
Medicaid/MC+ dollars spent in state fiscal year 2004 ⁽²⁾	\$28.7 mil
Estimated portion of \$28.7 mil that was federal dollars	\$17.7 mil
Medicaid/MC+ dollars for inpatient hospital services	\$1.6 mil
Medicaid/MC+ dollars for physician services	\$1.0 mil
Medicaid/MC+ dollars for nursing home services	\$4.7 mil
Medicaid/MC+ dollars for pharmacy services	\$5.3 mil
Medicaid/MC+ dollars for managed care payments	\$8.0 mil

Family Support

Child support collections (IV-D and non-IV-D)	\$6.2 mil
Average monthly temporary assistance families	223
Total temporary assistance payments	\$0.6 mil
Average monthly food stamp benefit recipients	3,730
Total food stamp benefits received	\$3.6 mil

Child Welfare

Children involved in hotline reports	540
Children with probable cause abuse or neglect	28
Children with family assessments	398
Children in custody during SFY-2004	89
Average monthly children in custody	69
Children adopted	0
Total Children's Services expenditures	\$0.9 mil
Average monthly children receiving subsidized child care ⁽³⁾	208
Child care expenditures ⁽³⁾	\$0.7 mil

Youth Services

Youths committed	9
Average monthly youths in DYS custody	7

SFY-2004

(1) In SFY-2003 and SFY-2004 this reflects eligibles. In SFY-2002 people receiving Medicaid services were reported.
 (2) Excludes Buy-In.
 (3) Methodology has been revised for SFY-2004. Do not compare across years.

KNOX

QUICK FACTS ABOUT DSS IN KNOX COUNTY



Medicaid/MC+

Number of people eligible for Medicaid/MC+ services ⁽¹⁾	829
Medicaid/MC+ dollars spent in state fiscal year 2004 ⁽²⁾	\$4.1 mil
Estimated portion of \$4.1 mil that was federal dollars	\$2.5 mil
Medicaid/MC+ dollars for inpatient hospital services	\$0.3 mil
Medicaid/MC+ dollars for physician services	\$0.5 mil
Medicaid/MC+ dollars for nursing home services	\$0.6 mil
Medicaid/MC+ dollars for pharmacy services	\$1.2 mil
Medicaid/MC+ dollars for managed care payments	NA

Family Support

Child support collections (IV-D and non-IV-D)	\$0.4 mil
Average monthly temporary assistance families	14
Total temporary assistance payments	\$40,344
Average monthly food stamp benefit recipients	416
Total food stamp benefits received	\$0.3 mil

Child Welfare

Children involved in hotline reports	64
Children with probable cause abuse or neglect	18
Children with family assessments	30
Children in custody during SFY-2004	16
Average monthly children in custody	13
Children adopted	0
Total Children's Services expenditures	\$0.2 mil
Average monthly children receiving subsidized child care ⁽³⁾	30
Child care expenditures ⁽³⁾	\$0.1 mil

Youth Services

Youths committed	0
Average monthly youths in DYS custody	1

SFY-2004

(1) In SFY-2003 and SFY-2004 this reflects eligibles. In SFY-2002 people receiving Medicaid services were reported.
 (2) Excludes Buy-In.
 (3) Methodology has been revised for SFY-2004. Do not compare across years.

LACLEDE

QUICK FACTS ABOUT DSS IN LACLEDE COUNTY



Medicaid/MC+

Number of people eligible for Medicaid/MC+ services ⁽¹⁾	8,144
Medicaid/MC+ dollars spent in state fiscal year 2004 ⁽²⁾	\$32.2 mil
Estimated portion of \$32.2 mil that was federal dollars	\$19.8 mil
Medicaid/MC+ dollars for inpatient hospital services	\$4.4 mil
Medicaid/MC+ dollars for physician services	\$3.9 mil
Medicaid/MC+ dollars for nursing home services	\$3.3 mil
Medicaid/MC+ dollars for pharmacy services	\$9.1 mil
Medicaid/MC+ dollars for managed care payments	NA

Family Support

Child support collections (IV-D and non-IV-D)	\$3.9 mil
Average monthly temporary assistance families	279
Total temporary assistance payments	\$0.8 mil
Average monthly food stamp benefit recipients	5,707
Total food stamp benefits received	\$5.0 mil

Child Welfare

Children involved in hotline reports	630
Children with probable cause abuse or neglect	70
Children with family assessments	407
Children in custody during SFY-2004	33
Average monthly children in custody	22
Children adopted	8
Total Children's Services expenditures	\$0.4 mil
Average monthly children receiving subsidized child care ⁽³⁾	186
Child care expenditures ⁽³⁾	\$0.4 mil

Youth Services

Youths committed	9
Average monthly youths in DYS custody	18

SFY-2004

(1) In SFY-2003 and SFY-2004 this reflects eligibles. In SFY-2002 people receiving Medicaid services were reported.
 (2) Excludes Buy-In.
 (3) Methodology has been revised for SFY-2004. Do not compare across years.

LAFAYETTE



QUICK FACTS ABOUT DSS IN LAFAYETTE COUNTY

Medicaid/MC+

Number of people eligible for Medicaid/MC+ services ⁽¹⁾	5,262
Medicaid/MC+ dollars spent in state fiscal year 2004 ⁽²⁾	\$41.5 mil
Estimated portion of \$41.5 mil that was federal dollars	\$25.6 mil
Medicaid/MC+ dollars for inpatient hospital services	\$1.8 mil
Medicaid/MC+ dollars for physician services	\$1.0 mil
Medicaid/MC+ dollars for nursing home services	\$4.3 mil
Medicaid/MC+ dollars for pharmacy services	\$6.1 mil
Medicaid/MC+ dollars for managed care payments	\$6.8 mil

Family Support

Child support collections (IV-D and non-IV-D)	\$4.6 mil
Average monthly temporary assistance families	169
Total temporary assistance payments	\$0.5 mil
Average monthly food stamp benefit recipients	3,445
Total food stamp benefits received	\$3.2 mil

Child Welfare

Children involved in hotline reports	489
Children with probable cause abuse or neglect	35
Children with family assessments	290
Children in custody during SFY-2004	108
Average monthly children in custody	71
Children adopted	6
Total Children's Services expenditures	\$1.3 mil
Average monthly children receiving subsidized child care ⁽³⁾	185
Child care expenditures ⁽³⁾	\$0.5 mil

Youth Services

Youths committed	7
Average monthly youths in DYS custody	9

SFY-2004

(1) In SFY-2003 and SFY-2004 this reflects eligibles. In SFY-2002 people receiving Medicaid services were reported.
 (2) Excludes Buy-In.
 (3) Methodology has been revised for SFY-2004. Do not compare across years.

LAWRENCE



QUICK FACTS ABOUT DSS IN LAWRENCE COUNTY

Medicaid/MC+

Number of people eligible for Medicaid/MC+ services ⁽¹⁾	7,462
Medicaid/MC+ dollars spent in state fiscal year 2004 ⁽²⁾	\$33.8 mil
Estimated portion of \$33.8 mil that was federal dollars	\$20.8 mil
Medicaid/MC+ dollars for inpatient hospital services	\$4.5 mil
Medicaid/MC+ dollars for physician services	\$2.7 mil
Medicaid/MC+ dollars for nursing home services	\$5.0 mil
Medicaid/MC+ dollars for pharmacy services	\$9.6 mil
Medicaid/MC+ dollars for managed care payments	NA

Family Support

Child support collections (IV-D and non-IV-D)	\$4.2 mil
Average monthly temporary assistance families	264
Total temporary assistance payments	\$0.8 mil
Average monthly food stamp benefit recipients	4,970
Total food stamp benefits received	\$4.5 mil

Child Welfare

Children involved in hotline reports	619
Children with probable cause abuse or neglect	75
Children with family assessments	343
Children in custody during SFY-2004	210
Average monthly children in custody	154
Children adopted	20
Total Children's Services expenditures	\$1.8 mil
Average monthly children receiving subsidized child care ⁽³⁾	182
Child care expenditures ⁽³⁾	\$0.4 mil

Youth Services

Youths committed	7
Average monthly youths in DYS custody	6

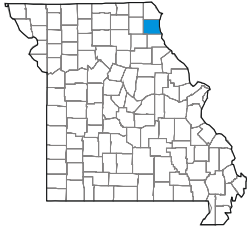
SFY-2004

(1) In SFY-2003 and SFY-2004 this reflects eligibles. In SFY-2002 people receiving Medicaid services were reported.

(2) Excludes Buy-In.

(3) Methodology has been revised for SFY-2004. Do not compare across years.

LEWIS



QUICK FACTS ABOUT DSS IN LEWIS COUNTY

Medicaid/MC+

Number of people eligible for Medicaid/MC+ services ⁽¹⁾	1,649
Medicaid/MC+ dollars spent in state fiscal year 2004 ⁽²⁾	\$8.2 mil
Estimated portion of \$8.2 mil that was federal dollars	\$5.1 mil
Medicaid/MC+ dollars for inpatient hospital services	\$0.6 mil
Medicaid/MC+ dollars for physician services	\$0.7 mil
Medicaid/MC+ dollars for nursing home services	\$3.0 mil
Medicaid/MC+ dollars for pharmacy services	\$2.1 mil
Medicaid/MC+ dollars for managed care payments	NA

Family Support

Child support collections (IV-D and non-IV-D)	\$1.3 mil
Average monthly temporary assistance families	41
Total temporary assistance payments	\$0.1 mil
Average monthly food stamp benefit recipients	1,043
Total food stamp benefits received	\$0.9 mil

Child Welfare

Children involved in hotline reports	129
Children with probable cause abuse or neglect	25
Children with family assessments	48
Children in custody during SFY-2004	55
Average monthly children in custody	34
Children adopted	0
Total Children's Services expenditures	\$0.4 mil
Average monthly children receiving subsidized child care ⁽³⁾	50
Child care expenditures ⁽³⁾	\$0.1 mil

Youth Services

Youths committed	2
Average monthly youths in DYS custody	3

SFY-2004

(1) In SFY-2003 and SFY-2004 this reflects eligibles. In SFY-2002 people receiving Medicaid services were reported.
 (2) Excludes Buy-In.
 (3) Methodology has been revised for SFY-2004. Do not compare across years.

LINCOLN



QUICK FACTS ABOUT DSS IN LINCOLN COUNTY

Medicaid/MC+

Number of people eligible for Medicaid/MC+ services ⁽¹⁾	6,967
Medicaid/MC+ dollars spent in state fiscal year 2004 ⁽²⁾	\$30.9 mil
Estimated portion of \$30.9 mil that was federal dollars	\$19.0 mil
Medicaid/MC+ dollars for inpatient hospital services	\$2.3 mil
Medicaid/MC+ dollars for physician services	\$1.0 mil
Medicaid/MC+ dollars for nursing home services	\$4.2 mil
Medicaid/MC+ dollars for pharmacy services	\$6.8 mil
Medicaid/MC+ dollars for managed care payments	\$8.9 mil

Family Support

Child support collections (IV-D and non-IV-D)	\$4.2 mil
Average monthly temporary assistance families	216
Total temporary assistance payments	\$0.6 mil
Average monthly food stamp benefit recipients	4,904
Total food stamp benefits received	\$4.9 mil

Child Welfare

Children involved in hotline reports	789
Children with probable cause abuse or neglect	65
Children with family assessments	539
Children in custody during SFY-2004	106
Average monthly children in custody	66
Children adopted	12
Total Children's Services expenditures	\$1.3 mil
Average monthly children receiving subsidized child care ⁽³⁾	216
Child care expenditures ⁽³⁾	\$0.6 mil

Youth Services

Youths committed	10
Average monthly youths in DYS custody	12

SFY-2004

(1) In SFY-2003 and SFY-2004 this reflects eligibles. In SFY-2002 people receiving Medicaid services were reported.
 (2) Excludes Buy-In.
 (3) Methodology has been revised for SFY-2004. Do not compare across years.

LINN

QUICK FACTS ABOUT DSS IN LINN COUNTY



Medicaid/MC+

Number of people eligible for Medicaid/MC+ services ⁽¹⁾	2,593
Medicaid/MC+ dollars spent in state fiscal year 2004 ⁽²⁾	\$13.2 mil
Estimated portion of \$13.2 mil that was federal dollars	\$8.1 mil
Medicaid/MC+ dollars for inpatient hospital services	\$1.4 mil
Medicaid/MC+ dollars for physician services	\$1.0 mil
Medicaid/MC+ dollars for nursing home services	\$2.4 mil
Medicaid/MC+ dollars for pharmacy services	\$3.5 mil
Medicaid/MC+ dollars for managed care payments	NA

Family Support

Child support collections (IV-D and non-IV-D)	\$2.1 mil
Average monthly temporary assistance families	80
Total temporary assistance payments	\$0.2 mil
Average monthly food stamp benefit recipients	1,726
Total food stamp benefits received	\$1.4 mil

Child Welfare

Children involved in hotline reports	231
Children with probable cause abuse or neglect	39
Children with family assessments	160
Children in custody during SFY-2004	55
Average monthly children in custody	31
Children adopted	0
Total Children's Services expenditures	\$0.2 mil
Average monthly children receiving subsidized child care ⁽³⁾	59
Child care expenditures ⁽³⁾	\$0.1 mil

Youth Services

Youths committed	2
Average monthly youths in DYS custody	2

SFY-2004

(1) In SFY-2003 and SFY-2004 this reflects eligibles. In SFY-2002 people receiving Medicaid services were reported.
 (2) Excludes Buy-In.
 (3) Methodology has been revised for SFY-2004. Do not compare across years.

LIVINGSTON



QUICK FACTS ABOUT DSS IN LIVINGSTON COUNTY

Medicaid/MC+

Number of people eligible for Medicaid/MC+ services ⁽¹⁾	2,878
Medicaid/MC+ dollars spent in state fiscal year 2004 ⁽²⁾	\$15.8 mil
Estimated portion of \$15.8 mil that was federal dollars	\$9.7 mil
Medicaid/MC+ dollars for inpatient hospital services	\$1.8 mil
Medicaid/MC+ dollars for physician services	\$1.0 mil
Medicaid/MC+ dollars for nursing home services	\$4.0 mil
Medicaid/MC+ dollars for pharmacy services	\$4.1 mil
Medicaid/MC+ dollars for managed care payments	NA

Family Support

Child support collections (IV-D and non-IV-D)	\$2.1 mil
Average monthly temporary assistance families	55
Total temporary assistance payments	\$0.2 mil
Average monthly food stamp benefit recipients	1,831
Total food stamp benefits received	\$1.6 mil

Child Welfare

Children involved in hotline reports	238
Children with probable cause abuse or neglect	13
Children with family assessments	158
Children in custody during SFY-2004	41
Average monthly children in custody	27
Children adopted	23
Total Children's Services expenditures	\$1.2 mil
Average monthly children receiving subsidized child care ⁽³⁾	133
Child care expenditures ⁽³⁾	\$0.3 mil

Youth Services

Youths committed	1
Average monthly youths in DYS custody	8

SFY-2004

(1) In SFY-2003 and SFY-2004 this reflects eligibles. In SFY-2002 people receiving Medicaid services were reported.
 (2) Excludes Buy-In.
 (3) Methodology has been revised for SFY-2004. Do not compare across years.

MACON



QUICK FACTS ABOUT DSS IN MACON COUNTY

Medicaid/MC+

Number of people eligible for Medicaid/MC+ services ⁽¹⁾	2,767
Medicaid/MC+ dollars spent in state fiscal year 2004 ⁽²⁾	\$18.0 mil
Estimated portion of \$18.0 mil that was federal dollars	\$11.1 mil
Medicaid/MC+ dollars for inpatient hospital services	\$1.7 mil
Medicaid/MC+ dollars for physician services	\$1.2 mil
Medicaid/MC+ dollars for nursing home services	\$4.3 mil
Medicaid/MC+ dollars for pharmacy services	\$4.6 mil
Medicaid/MC+ dollars for managed care payments	NA

Family Support

Child support collections (IV-D and non-IV-D)	\$2.0 mil
Average monthly temporary assistance families	69
Total temporary assistance payments	\$0.2 mil
Average monthly food stamp benefit recipients	1,637
Total food stamp benefits received	\$1.4 mil

Child Welfare

Children involved in hotline reports	276
Children with probable cause abuse or neglect	34
Children with family assessments	138
Children in custody during SFY-2004	104
Average monthly children in custody	68
Children adopted	6
Total Children's Services expenditures	\$0.7 mil
Average monthly children receiving subsidized child care ⁽³⁾	69
Child care expenditures ⁽³⁾	\$0.1 mil

Youth Services

Youths committed	7
Average monthly youths in DYS custody	4

SFY-2004

(1) In SFY-2003 and SFY-2004 this reflects eligibles. In SFY-2002 people receiving Medicaid services were reported.

(2) Excludes Buy-In.

(3) Methodology has been revised for SFY-2004. Do not compare across years.

MADISON

QUICK FACTS ABOUT DSS IN MADISON COUNTY



Medicaid/MC+

Number of people eligible for Medicaid/MC+ services ⁽¹⁾	2,845
Medicaid/MC+ dollars spent in state fiscal year 2004 ⁽²⁾	\$18.1 mil
Estimated portion of \$18.1 mil that was federal dollars	\$11.1 mil
Medicaid/MC+ dollars for inpatient hospital services	\$1.7 mil
Medicaid/MC+ dollars for physician services	\$1.2 mil
Medicaid/MC+ dollars for nursing home services	\$3.2 mil
Medicaid/MC+ dollars for pharmacy services	\$5.5 mil
Medicaid/MC+ dollars for managed care payments	NA

Family Support

Child support collections (IV-D and non-IV-D)	\$1.4 mil
Average monthly temporary assistance families	108
Total temporary assistance payments	\$0.3 mil
Average monthly food stamp benefit recipients	2,087
Total food stamp benefits received	\$1.8 mil

Child Welfare

Children involved in hotline reports	190
Children with probable cause abuse or neglect	8
Children with family assessments	143
Children in custody during SFY-2004	12
Average monthly children in custody	7
Children adopted	0
Total Children's Services expenditures	\$38,747
Average monthly children receiving subsidized child care ⁽³⁾	111
Child care expenditures ⁽³⁾	\$0.2 mil

Youth Services

Youths committed	5
Average monthly youths in DYS custody	7

SFY-2004

(1) In SFY-2003 and SFY-2004 this reflects eligibles. In SFY-2002 people receiving Medicaid services were reported.
 (2) Excludes Buy-In.
 (3) Methodology has been revised for SFY-2004. Do not compare across years.

MARIES



QUICK FACTS ABOUT DSS IN MARIES COUNTY

Medicaid/MC+

Number of people eligible for Medicaid/MC+ services ⁽¹⁾	1,476
Medicaid/MC+ dollars spent in state fiscal year 2004 ⁽²⁾	\$7.6 mil
Estimated portion of \$7.6 mil that was federal dollars	\$4.7 mil
Medicaid/MC+ dollars for inpatient hospital services	\$0.9 mil
Medicaid/MC+ dollars for physician services	\$0.6 mil
Medicaid/MC+ dollars for nursing home services	\$1.1 mil
Medicaid/MC+ dollars for pharmacy services	\$2.6 mil
Medicaid/MC+ dollars for managed care payments	NA

Family Support

Child support collections (IV-D and non-IV-D)	\$0.7 mil
Average monthly temporary assistance families	54
Total temporary assistance payments	\$0.2 mil
Average monthly food stamp benefit recipients	947
Total food stamp benefits received	\$0.8 mil

Child Welfare

Children involved in hotline reports	125
Children with probable cause abuse or neglect	4
Children with family assessments	75
Children in custody during SFY-2004	5
Average monthly children in custody	2
Children adopted	0
Total Children's Services expenditures	\$0.1 mil
Average monthly children receiving subsidized child care ⁽³⁾	25
Child care expenditures ⁽³⁾	\$46,511

Youth Services

Youths committed	0
Average monthly youths in DYS custody	0

SFY-2004

(1) In SFY-2003 and SFY-2004 this reflects eligibles. In SFY-2002 people receiving Medicaid services were reported.

(2) Excludes Buy-In.

(3) Methodology has been revised for SFY-2004. Do not compare across years.

MARION



QUICK FACTS ABOUT DSS IN MARION COUNTY

Medicaid/MC+

Number of people eligible for Medicaid/MC+ services ⁽¹⁾	6,066
Medicaid/MC+ dollars spent in state fiscal year 2004 ⁽²⁾	\$39.6 mil
Estimated portion of \$39.6 mil that was federal dollars	\$24.4 mil
Medicaid/MC+ dollars for inpatient hospital services	\$4.1 mil
Medicaid/MC+ dollars for physician services	\$2.4 mil
Medicaid/MC+ dollars for nursing home services	\$8.6 mil
Medicaid/MC+ dollars for pharmacy services	\$10.2 mil
Medicaid/MC+ dollars for managed care payments	NA

Family Support

Child support collections (IV-D and non-IV-D)	\$5.3 mil
Average monthly temporary assistance families	281
Total temporary assistance payments	\$0.8 mil
Average monthly food stamp benefit recipients	4,124
Total food stamp benefits received	\$3.8 mil

Child Welfare

Children involved in hotline reports	511
Children with probable cause abuse or neglect	85
Children with family assessments	267
Children in custody during SFY-2004	83
Average monthly children in custody	55
Children adopted	7
Total Children's Services expenditures	\$0.7 mil
Average monthly children receiving subsidized child care ⁽³⁾	231
Child care expenditures ⁽³⁾	\$0.5 mil

Youth Services

Youths committed	24
Average monthly youths in DYS custody	27

SFY-2004

(1) In SFY-2003 and SFY-2004 this reflects eligibles. In SFY-2002 people receiving Medicaid services were reported.
 (2) Excludes Buy-In.
 (3) Methodology has been revised for SFY-2004. Do not compare across years.

MCDONALD

QUICK FACTS ABOUT DSS IN MCDONALD COUNTY



Medicaid/MC+

Number of people eligible for Medicaid/MC+ services ⁽¹⁾	6,083
Medicaid/MC+ dollars spent in state fiscal year 2004 ⁽²⁾	\$19.3 mil
Estimated portion of \$19.3 mil that was federal dollars	\$11.9 mil
Medicaid/MC+ dollars for inpatient hospital services	\$3.1 mil
Medicaid/MC+ dollars for physician services	\$2.5 mil
Medicaid/MC+ dollars for nursing home services	\$1.7 mil
Medicaid/MC+ dollars for pharmacy services	\$5.7 mil
Medicaid/MC+ dollars for managed care payments	NA

Family Support

Child support collections (IV-D and non-IV-D)	\$2.2 mil
Average monthly temporary assistance families	137
Total temporary assistance payments	\$0.4 mil
Average monthly food stamp benefit recipients	4,172
Total food stamp benefits received	\$3.7 mil

Child Welfare

Children involved in hotline reports	339
Children with probable cause abuse or neglect	66
Children with family assessments	197
Children in custody during SFY-2004	136
Average monthly children in custody	75
Children adopted	4
Total Children's Services expenditures	\$1.1 mil
Average monthly children receiving subsidized child care ⁽³⁾	88
Child care expenditures ⁽³⁾	\$0.2 mil

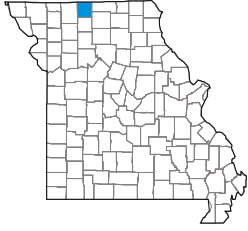
Youth Services

Youths committed	14
Average monthly youths in DYS custody	17

SFY-2004

(1) In SFY-2003 and SFY-2004 this reflects eligibles. In SFY-2002 people receiving Medicaid services were reported.
 (2) Excludes Buy-In.
 (3) Methodology has been revised for SFY-2004. Do not compare across years.

MERCER



QUICK FACTS ABOUT DSS IN MERCER COUNTY

Medicaid/MC+

Number of people eligible for Medicaid/MC+ services ⁽¹⁾	594
Medicaid/MC+ dollars spent in state fiscal year 2004 ⁽²⁾	\$2.4 mil
Estimated portion of \$2.4 mil that was federal dollars	\$1.5 mil
Medicaid/MC+ dollars for inpatient hospital services	\$0.2 mil
Medicaid/MC+ dollars for physician services	\$0.2 mil
Medicaid/MC+ dollars for nursing home services	\$4,481
Medicaid/MC+ dollars for pharmacy services	\$1.0 mil
Medicaid/MC+ dollars for managed care payments	NA

Family Support

Child support collections (IV-D and non-IV-D)	\$0.4 mil
Average monthly temporary assistance families	19
Total temporary assistance payments	\$44,328
Average monthly food stamp benefit recipients	368
Total food stamp benefits received	\$0.3 mil

Child Welfare

Children involved in hotline reports	71
Children with probable cause abuse or neglect	9
Children with family assessments	53
Children in custody during SFY-2004	18
Average monthly children in custody	10
Children adopted	0
Total Children's Services expenditures	\$0.1 mil
Average monthly children receiving subsidized child care ⁽³⁾	4
Child care expenditures ⁽³⁾	\$11,744

Youth Services

Youths committed	0
Average monthly youths in DYS custody	1

SFY-2004

(1) In SFY-2003 and SFY-2004 this reflects eligibles. In SFY-2002 people receiving Medicaid services were reported.

(2) Excludes Buy-In.

(3) Methodology has been revised for SFY-2004. Do not compare across years.

MILLER

QUICK FACTS ABOUT DSS IN MILLER COUNTY



Medicaid/MC+

Number of people eligible for Medicaid/MC+ services ⁽¹⁾	5,420
Medicaid/MC+ dollars spent in state fiscal year 2004 ⁽²⁾	\$22.0 mil
Estimated portion of \$22.0 mil that was federal dollars	\$13.5 mil
Medicaid/MC+ dollars for inpatient hospital services	\$1.6 mil
Medicaid/MC+ dollars for physician services	\$0.9 mil
Medicaid/MC+ dollars for nursing home services	\$2.7 mil
Medicaid/MC+ dollars for pharmacy services	\$4.5 mil
Medicaid/MC+ dollars for managed care payments	\$7.3 mil

Family Support

Child support collections (IV-D and non-IV-D)	\$2.4 mil
Average monthly temporary assistance families	148
Total temporary assistance payments	\$0.4 mil
Average monthly food stamp benefit recipients	3,490
Total food stamp benefits received	\$3.1 mil

Child Welfare

Children involved in hotline reports	503
Children with probable cause abuse or neglect	36
Children with family assessments	295
Children in custody during SFY-2004	64
Average monthly children in custody	43
Children adopted	12
Total Children's Services expenditures	\$0.4 mil
Average monthly children receiving subsidized child care ⁽³⁾	98
Child care expenditures ⁽³⁾	\$0.2 mil

Youth Services

Youths committed	4
Average monthly youths in DYS custody	14

SFY-2004

(1) In SFY-2003 and SFY-2004 this reflects eligibles. In SFY-2002 people receiving Medicaid services were reported.
 (2) Excludes Buy-In.
 (3) Methodology has been revised for SFY-2004. Do not compare across years.

MISSISSIPPI



QUICK FACTS ABOUT DSS IN MISSISSIPPI COUNTY

Medicaid/MC+

Number of people eligible for Medicaid/MC+ services ⁽¹⁾	4,930
Medicaid/MC+ dollars spent in state fiscal year 2004 ⁽²⁾	\$25.8 mil
Estimated portion of \$25.8 mil that was federal dollars	\$15.9 mil
Medicaid/MC+ dollars for inpatient hospital services	\$2.9 mil
Medicaid/MC+ dollars for physician services	\$2.0 mil
Medicaid/MC+ dollars for nursing home services	\$3.7 mil
Medicaid/MC+ dollars for pharmacy services	\$7.9 mil
Medicaid/MC+ dollars for managed care payments	NA

Family Support

Child support collections (IV-D and non-IV-D)	\$2.5 mil
Average monthly temporary assistance families	369
Total temporary assistance payments	\$1.0 mil
Average monthly food stamp benefit recipients	4,256
Total food stamp benefits received	\$3.9 mil

Child Welfare

Children involved in hotline reports	215
Children with probable cause abuse or neglect	14
Children with family assessments	147
Children in custody during SFY-2004	41
Average monthly children in custody	24
Children adopted	2
Total Children's Services expenditures	\$0.3 mil
Average monthly children receiving subsidized child care ⁽³⁾	314
Child care expenditures ⁽³⁾	\$0.6 mil

Youth Services

Youths committed	21
Average monthly youths in DYS custody	27

SFY-2004

(1) In SFY-2003 and SFY-2004 this reflects eligibles. In SFY-2002 people receiving Medicaid services were reported.
 (2) Excludes Buy-In.
 (3) Methodology has been revised for SFY-2004. Do not compare across years.

MONITEAU



QUICK FACTS ABOUT DSS IN MONITEAU COUNTY

Medicaid/MC+

Number of people eligible for Medicaid/MC+ services ⁽¹⁾	1,989
Medicaid/MC+ dollars spent in state fiscal year 2004 ⁽²⁾	\$9.7 mil
Estimated portion of \$9.7 mil that was federal dollars	\$6.0 mil
Medicaid/MC+ dollars for inpatient hospital services	\$0.6 mil
Medicaid/MC+ dollars for physician services	\$0.3 mil
Medicaid/MC+ dollars for nursing home services	\$2.4 mil
Medicaid/MC+ dollars for pharmacy services	\$1.8 mil
Medicaid/MC+ dollars for managed care payments	\$2.6 mil

Family Support

Child support collections (IV-D and non-IV-D)	\$1.3 mil
Average monthly temporary assistance families	59
Total temporary assistance payments	\$0.2 mil
Average monthly food stamp benefit recipients	1,189
Total food stamp benefits received	\$1.0 mil

Child Welfare

Children involved in hotline reports	193
Children with probable cause abuse or neglect	23
Children with family assessments	123
Children in custody during SFY-2004	12
Average monthly children in custody	4
Children adopted	0
Total Children's Services expenditures	\$0.1 mil
Average monthly children receiving subsidized child care ⁽³⁾	45
Child care expenditures ⁽³⁾	\$0.1 mil

Youth Services

Youths committed	1
Average monthly youths in DYS custody	2

SFY-2004

(1) In SFY-2003 and SFY-2004 this reflects eligibles. In SFY-2002 people receiving Medicaid services were reported.

(2) Excludes Buy-In.

(3) Methodology has been revised for SFY-2004. Do not compare across years.

MONROE



QUICK FACTS ABOUT DSS IN MONROE COUNTY

Medicaid/MC+

Number of people eligible for Medicaid/MC+ services ⁽¹⁾	1,521
Medicaid/MC+ dollars spent in state fiscal year 2004 ⁽²⁾	\$7.6 mil
Estimated portion of \$7.6 mil that was federal dollars	\$4.7 mil
Medicaid/MC+ dollars for inpatient hospital services	\$0.3 mil
Medicaid/MC+ dollars for physician services	\$0.2 mil
Medicaid/MC+ dollars for nursing home services	\$1.0 mil
Medicaid/MC+ dollars for pharmacy services	\$1.5 mil
Medicaid/MC+ dollars for managed care payments	\$2.0 mil

Family Support

Child support collections (IV-D and non-IV-D)	\$0.9 mil
Average monthly temporary assistance families	39
Total temporary assistance payments	\$0.1 mil
Average monthly food stamp benefit recipients	890
Total food stamp benefits received	\$0.7 mil

Child Welfare

Children involved in hotline reports	138
Children with probable cause abuse or neglect	30
Children with family assessments	70
Children in custody during SFY-2004	25
Average monthly children in custody	15
Children adopted	6
Total Children's Services expenditures	\$0.3 mil
Average monthly children receiving subsidized child care ⁽³⁾	53
Child care expenditures ⁽³⁾	\$0.1 mil

Youth Services

Youths committed	2
Average monthly youths in DYS custody	2

SFY-2004

(1) In SFY-2003 and SFY-2004 this reflects eligibles. In SFY-2002 people receiving Medicaid services were reported.

(2) Excludes Buy-In.

(3) Methodology has been revised for SFY-2004. Do not compare across years.



QUICK FACTS ABOUT DSS IN MONTGOMERY COUNTY

SFY-2004

Medicaid/MC+

Number of people eligible for Medicaid/MC+ services ⁽¹⁾	2,231
Medicaid/MC+ dollars spent in state fiscal year 2004 ⁽²⁾	\$13.4 mil
Estimated portion of \$13.4 mil that was federal dollars	\$8.3 mil
Medicaid/MC+ dollars for inpatient hospital services	\$0.7 mil
Medicaid/MC+ dollars for physician services	\$0.6 mil
Medicaid/MC+ dollars for nursing home services	\$3.9 mil
Medicaid/MC+ dollars for pharmacy services	\$2.8 mil
Medicaid/MC+ dollars for managed care payments	\$2.9 mil

Family Support

Child support collections (IV-D and non-IV-D)	\$1.4 mil
Average monthly temporary assistance families	68
Total temporary assistance payments	\$0.2 mil
Average monthly food stamp benefit recipients	1,424
Total food stamp benefits received	\$1.3 mil

Child Welfare

Children involved in hotline reports	237
Children with probable cause abuse or neglect	28
Children with family assessments	109
Children in custody during SFY-2004	63
Average monthly children in custody	38
Children adopted	2
Total Children's Services expenditures	\$0.9 mil
Average monthly children receiving subsidized child care ⁽³⁾	47
Child care expenditures ⁽³⁾	\$0.1 mil

Youth Services

Youths committed	0
Average monthly youths in DYS custody	0

(1) In SFY-2003 and SFY-2004 this reflects eligibles. In SFY-2002 people receiving Medicaid services were reported.
 (2) Excludes Buy-In.
 (3) Methodology has been revised for SFY-2004. Do not compare across years.

MORGAN

QUICK FACTS ABOUT DSS IN MORGAN COUNTY



Medicaid/MC+

Number of people eligible for Medicaid/MC+ services ⁽¹⁾	4,275
Medicaid/MC+ dollars spent in state fiscal year 2004 ⁽²⁾	\$18.4 mil
Estimated portion of \$18.4 mil that was federal dollars	\$11.4 mil
Medicaid/MC+ dollars for inpatient hospital services	\$1.3 mil
Medicaid/MC+ dollars for physician services	\$0.7 mil
Medicaid/MC+ dollars for nursing home services	\$3.3 mil
Medicaid/MC+ dollars for pharmacy services	\$3.6 mil
Medicaid/MC+ dollars for managed care payments	\$5.5 mil

Family Support

Child support collections (IV-D and non-IV-D)	\$1.5 mil
Average monthly temporary assistance families	139
Total temporary assistance payments	\$0.4 mil
Average monthly food stamp benefit recipients	2,796
Total food stamp benefits received	\$2.4 mil

Child Welfare

Children involved in hotline reports	417
Children with probable cause abuse or neglect	49
Children with family assessments	338
Children in custody during SFY-2004	19
Average monthly children in custody	10
Children adopted	0
Total Children's Services expenditures	\$0.1 mil
Average monthly children receiving subsidized child care ⁽³⁾	66
Child care expenditures ⁽³⁾	\$0.1 mil

Youth Services

Youths committed	2
Average monthly youths in DYS custody	6

SFY-2004

(1) In SFY-2003 and SFY-2004 this reflects eligibles. In SFY-2002 people receiving Medicaid services were reported.
 (2) Excludes Buy-In.
 (3) Methodology has been revised for SFY-2004. Do not compare across years.

NEW MADRID

QUICK FACTS ABOUT DSS IN NEW MADRID COUNTY



Medicaid/MC+

Number of people eligible for Medicaid/MC+ services ⁽¹⁾	6,579
Medicaid/MC+ dollars spent in state fiscal year 2004 ⁽²⁾	\$38.2 mil
Estimated portion of \$38.2 mil that was federal dollars	\$23.5 mil
Medicaid/MC+ dollars for inpatient hospital services	\$4.1 mil
Medicaid/MC+ dollars for physician services	\$3.0 mil
Medicaid/MC+ dollars for nursing home services	\$6.1 mil
Medicaid/MC+ dollars for pharmacy services	\$12.0 mil
Medicaid/MC+ dollars for managed care payments	NA

Family Support

Child support collections (IV-D and non-IV-D)	\$3.5 mil
Average monthly temporary assistance families	430
Total temporary assistance payments	\$1.2 mil
Average monthly food stamp benefit recipients	5,387
Total food stamp benefits received	\$4.6 mil

Child Welfare

Children involved in hotline reports	328
Children with probable cause abuse or neglect	38
Children with family assessments	241
Children in custody during SFY-2004	94
Average monthly children in custody	54
Children adopted	3
Total Children's Services expenditures	\$0.8 mil
Average monthly children receiving subsidized child care ⁽³⁾	231
Child care expenditures ⁽³⁾	\$0.5 mil

Youth Services

Youths committed	11
Average monthly youths in DYS custody	10

SFY-2004

(1) In SFY-2003 and SFY-2004 this reflects eligibles. In SFY-2002 people receiving Medicaid services were reported.
 (2) Excludes Buy-In.
 (3) Methodology has been revised for SFY-2004. Do not compare across years.

NEWTON



QUICK FACTS ABOUT DSS IN NEWTON COUNTY

Medicaid/MC+

Number of people eligible for Medicaid/MC+ services ⁽¹⁾	9,350
Medicaid/MC+ dollars spent in state fiscal year 2004 ⁽²⁾	\$42.8 mil
Estimated portion of \$42.8 mil that was federal dollars	\$26.3 mil
Medicaid/MC+ dollars for inpatient hospital services	\$6.5 mil
Medicaid/MC+ dollars for physician services	\$3.2 mil
Medicaid/MC+ dollars for nursing home services	\$7.5 mil
Medicaid/MC+ dollars for pharmacy services	\$11.9 mil
Medicaid/MC+ dollars for managed care payments	NA

Family Support

Child support collections (IV-D and non-IV-D)	\$6.6 mil
Average monthly temporary assistance families	289
Total temporary assistance payments	\$0.9 mil
Average monthly food stamp benefit recipients	5,963
Total food stamp benefits received	\$5.2 mil

Child Welfare

Children involved in hotline reports	883
Children with probable cause abuse or neglect	114
Children with family assessments	563
Children in custody during SFY-2004	264
Average monthly children in custody	151
Children adopted	19
Total Children's Services expenditures	\$1.9 mil
Average monthly children receiving subsidized child care ⁽³⁾	264
Child care expenditures ⁽³⁾	\$0.6 mil

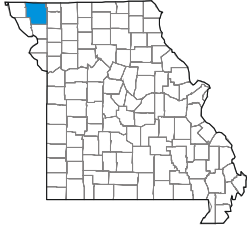
Youth Services

Youths committed	25
Average monthly youths in DYS custody	28

SFY-2004

(1) In SFY-2003 and SFY-2004 this reflects eligibles. In SFY-2002 people receiving Medicaid services were reported.
 (2) Excludes Buy-In.
 (3) Methodology has been revised for SFY-2004. Do not compare across years.

NODAWAY



QUICK FACTS ABOUT DSS IN NODAWAY COUNTY

Medicaid/MC+

Number of people eligible for Medicaid/MC+ services ⁽¹⁾	1,892
Medicaid/MC+ dollars spent in state fiscal year 2004 ⁽²⁾	\$12.0 mil
Estimated portion of \$12.0 mil that was federal dollars	\$7.4 mil
Medicaid/MC+ dollars for inpatient hospital services	\$1.5 mil
Medicaid/MC+ dollars for physician services	\$0.9 mil
Medicaid/MC+ dollars for nursing home services	\$2.7 mil
Medicaid/MC+ dollars for pharmacy services	\$2.9 mil
Medicaid/MC+ dollars for managed care payments	NA

Family Support

Child support collections (IV-D and non-IV-D)	\$2.3 mil
Average monthly temporary assistance families	41
Total temporary assistance payments	\$0.1 mil
Average monthly food stamp benefit recipients	1,018
Total food stamp benefits received	\$0.9 mil

Child Welfare

Children involved in hotline reports	182
Children with probable cause abuse or neglect	9
Children with family assessments	129
Children in custody during SFY-2004	21
Average monthly children in custody	13
Children adopted	0
Total Children's Services expenditures	\$0.2 mil
Average monthly children receiving subsidized child care ⁽³⁾	31
Child care expenditures ⁽³⁾	\$0.1 mil

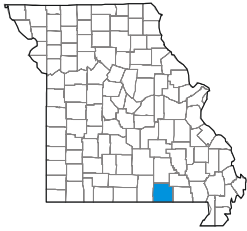
Youth Services

Youths committed	7
Average monthly youths in DYS custody	9

SFY-2004

(1) In SFY-2003 and SFY-2004 this reflects eligibles. In SFY-2002 people receiving Medicaid services were reported.
 (2) Excludes Buy-In.
 (3) Methodology has been revised for SFY-2004. Do not compare across years.

OREGON



QUICK FACTS ABOUT DSS IN OREGON COUNTY

Medicaid/MC+

Number of people eligible for Medicaid/MC+ services ⁽¹⁾	3,080
Medicaid/MC+ dollars spent in state fiscal year 2004 ⁽²⁾	\$15.0 mil
Estimated portion of \$15.0 mil that was federal dollars	\$9.2 mil
Medicaid/MC+ dollars for inpatient hospital services	\$1.0 mil
Medicaid/MC+ dollars for physician services	\$1.5 mil
Medicaid/MC+ dollars for nursing home services	\$2.0 mil
Medicaid/MC+ dollars for pharmacy services	\$4.6 mil
Medicaid/MC+ dollars for managed care payments	NA

Family Support

Child support collections (IV-D and non-IV-D)	\$0.8 mil
Average monthly temporary assistance families	97
Total temporary assistance payments	\$0.3 mil
Average monthly food stamp benefit recipients	2,282
Total food stamp benefits received	\$1.9 mil

Child Welfare

Children involved in hotline reports	204
Children with probable cause abuse or neglect	14
Children with family assessments	146
Children in custody during SFY-2004	21
Average monthly children in custody	16
Children adopted	0
Total Children's Services expenditures	\$0.3 mil
Average monthly children receiving subsidized child care ⁽³⁾	88
Child care expenditures ⁽³⁾	\$0.2 mil

Youth Services

Youths committed	3
Average monthly youths in DYS custody	2

SFY-2004

(1) In SFY-2003 and SFY-2004 this reflects eligibles. In SFY-2002 people receiving Medicaid services were reported.

(2) Excludes Buy-In.

(3) Methodology has been revised for SFY-2004. Do not compare across years.

OSAGE



QUICK FACTS ABOUT DSS IN OSAGE COUNTY

Medicaid/MC+

Number of people eligible for Medicaid/MC+ services ⁽¹⁾	1,510
Medicaid/MC+ dollars spent in state fiscal year 2004 ⁽²⁾	\$7.9 mil
Estimated portion of \$7.9 mil that was federal dollars	\$4.8 mil
Medicaid/MC+ dollars for inpatient hospital services	\$0.5 mil
Medicaid/MC+ dollars for physician services	\$0.3 mil
Medicaid/MC+ dollars for nursing home services	\$1.7 mil
Medicaid/MC+ dollars for pharmacy services	\$1.6 mil
Medicaid/MC+ dollars for managed care payments	\$2.0 mil

Family Support

Child support collections (IV-D and non-IV-D)	\$0.8 mil
Average monthly temporary assistance families	16
Total temporary assistance payments	\$39,204
Average monthly food stamp benefit recipients	849
Total food stamp benefits received	\$0.8 mil

Child Welfare

Children involved in hotline reports	99
Children with probable cause abuse or neglect	7
Children with family assessments	68
Children in custody during SFY-2004	17
Average monthly children in custody	11
Children adopted	0
Total Children's Services expenditures	\$0.2 mil
Average monthly children receiving subsidized child care ⁽³⁾	28
Child care expenditures ⁽³⁾	\$0.1 mil

Youth Services

Youths committed	2
Average monthly youths in DYS custody	5

SFY-2004

(1) In SFY-2003 and SFY-2004 this reflects eligibles. In SFY-2002 people receiving Medicaid services were reported.
 (2) Excludes Buy-In.
 (3) Methodology has been revised for SFY-2004. Do not compare across years.

OZARK



QUICK FACTS ABOUT DSS IN OZARK COUNTY

Medicaid/MC+

Number of people eligible for Medicaid/MC+ services ⁽¹⁾	2,620
Medicaid/MC+ dollars spent in state fiscal year 2004 ⁽²⁾	\$10.1 mil
Estimated portion of \$10.1 mil that was federal dollars	\$6.2 mil
Medicaid/MC+ dollars for inpatient hospital services	\$0.8 mil
Medicaid/MC+ dollars for physician services	\$1.4 mil
Medicaid/MC+ dollars for nursing home services	\$1.3 mil
Medicaid/MC+ dollars for pharmacy services	\$3.7 mil
Medicaid/MC+ dollars for managed care payments	NA

Family Support

Child support collections (IV-D and non-IV-D)	\$0.6 mil
Average monthly temporary assistance families	91
Total temporary assistance payments	\$0.3 mil
Average monthly food stamp benefit recipients	1,801
Total food stamp benefits received	\$1.6 mil

Child Welfare

Children involved in hotline reports	172
Children with probable cause abuse or neglect	23
Children with family assessments	91
Children in custody during SFY-2004	23
Average monthly children in custody	12
Children adopted	0
Total Children's Services expenditures	\$0.2 mil
Average monthly children receiving subsidized child care ⁽³⁾	40
Child care expenditures ⁽³⁾	\$0.1 mil

Youth Services

Youths committed	2
Average monthly youths in DYS custody	1

SFY-2004

(1) In SFY-2003 and SFY-2004 this reflects eligibles. In SFY-2002 people receiving Medicaid services were reported.
 (2) Excludes Buy-In.
 (3) Methodology has been revised for SFY-2004. Do not compare across years.

PEMISCOT



QUICK FACTS ABOUT DSS IN PEMISCOT COUNTY

Medicaid/MC+

Number of people eligible for Medicaid/MC+ services⁽¹⁾ 8,712

Medicaid/MC+ dollars spent in state fiscal year 2004⁽²⁾ \$42.1 mil

Estimated portion of \$42.1 mil that was federal dollars \$25.9 mil

Medicaid/MC+ dollars for inpatient hospital services \$5.1 mil

Medicaid/MC+ dollars for physician services \$4.9 mil

Medicaid/MC+ dollars for nursing home services \$3.4 mil

Medicaid/MC+ dollars for pharmacy services \$13.5 mil

Medicaid/MC+ dollars for managed care payments NA

Family Support

Child support collections (IV-D and non-IV-D) \$4.3 mil

Average monthly temporary assistance families 596

Total temporary assistance payments \$1.7 mil

Average monthly food stamp benefit recipients 7,414

Total food stamp benefits received \$6.4 mil

Child Welfare

Children involved in hotline reports 576

Children with probable cause abuse or neglect 51

Children with family assessments 397

Children in custody during SFY-2004 55

Average monthly children in custody 27

Children adopted 4

Total Children's Services expenditures \$0.2 mil

Average monthly children receiving subsidized child care⁽³⁾ 457

Child care expenditures⁽³⁾ \$1.0 mil

Youth Services

Youths committed 20

Average monthly youths in DYS custody 17

SFY-2004

(1) In SFY-2003 and SFY-2004 this reflects eligibles. In SFY-2002 people receiving Medicaid services were reported.
 (2) Excludes Buy-In.
 (3) Methodology has been revised for SFY-2004. Do not compare across years.

PERRY

QUICK FACTS ABOUT DSS IN PERRY COUNTY



Medicaid/MC+

Number of people eligible for Medicaid/MC+ services ⁽¹⁾	2,854
Medicaid/MC+ dollars spent in state fiscal year 2004 ⁽²⁾	\$17.5 mil
Estimated portion of \$17.5 mil that was federal dollars	\$10.7 mil
Medicaid/MC+ dollars for inpatient hospital services	\$2.2 mil
Medicaid/MC+ dollars for physician services	\$1.1 mil
Medicaid/MC+ dollars for nursing home services	\$3.2 mil
Medicaid/MC+ dollars for pharmacy services	\$4.5 mil
Medicaid/MC+ dollars for managed care payments	NA

Family Support

Child support collections (IV-D and non-IV-D)	\$2.2 mil
Average monthly temporary assistance families	68
Total temporary assistance payments	\$0.2 mil
Average monthly food stamp benefit recipients	1,886
Total food stamp benefits received	\$1.7 mil

Child Welfare

Children involved in hotline reports	232
Children with probable cause abuse or neglect	28
Children with family assessments	140
Children in custody during SFY-2004	21
Average monthly children in custody	14
Children adopted	0
Total Children's Services expenditures	\$0.1 mil
Average monthly children receiving subsidized child care ⁽³⁾	98
Child care expenditures ⁽³⁾	\$0.2 mil

Youth Services

Youths committed	3
Average monthly youths in DYS custody	5

SFY-2004

(1) In SFY-2003 and SFY-2004 this reflects eligibles. In SFY-2002 people receiving Medicaid services were reported.
 (2) Excludes Buy-In.
 (3) Methodology has been revised for SFY-2004. Do not compare across years.

PETTIS



QUICK FACTS ABOUT DSS IN PETTIS COUNTY

Medicaid/MC+

Number of people eligible for Medicaid/MC+ services⁽¹⁾ 7,628

Medicaid/MC+ dollars spent in state fiscal year 2004⁽²⁾ \$41.8 mil

Estimated portion of \$41.8 mil that was federal dollars \$25.7 mil

Medicaid/MC+ dollars for inpatient hospital services \$3.0 mil

Medicaid/MC+ dollars for physician services \$1.3 mil

Medicaid/MC+ dollars for nursing home services \$7.5 mil

Medicaid/MC+ dollars for pharmacy services \$8.4 mil

Medicaid/MC+ dollars for managed care payments \$10.4 mil

Family Support

Child support collections (IV-D and non-IV-D) \$6.2 mil

Average monthly temporary assistance families 346

Total temporary assistance payments \$1.0 mil

Average monthly food stamp benefit recipients 5,702

Total food stamp benefits received \$5.1 mil

Child Welfare

Children involved in hotline reports 746

Children with probable cause abuse or neglect 83

Children with family assessments 529

Children in custody during SFY-2004 154

Average monthly children in custody 93

Children adopted 5

Total Children's Services expenditures \$0.7 mil

Average monthly children receiving subsidized child care⁽³⁾ 328

Child care expenditures⁽³⁾ \$0.7 mil

Youth Services

Youths committed 16

Average monthly youths in DYS custody 17

SFY-2004

(1) In SFY-2003 and SFY-2004 this reflects eligibles. In SFY-2002 people receiving Medicaid services were reported.
 (2) Excludes Buy-In.
 (3) Methodology has been revised for SFY-2004. Do not compare across years.

PHELPS

QUICK FACTS ABOUT DSS IN PHELPS COUNTY



Medicaid/MC+

Number of people eligible for Medicaid/MC+ services⁽¹⁾ 8,318

Medicaid/MC+ dollars spent in state fiscal year 2004⁽²⁾ \$44.7 mil

Estimated portion of \$44.7 mil that was federal dollars \$27.5 mil

Medicaid/MC+ dollars for inpatient hospital services \$5.7 mil

Medicaid/MC+ dollars for physician services \$3.4 mil

Medicaid/MC+ dollars for nursing home services \$5.1 mil

Medicaid/MC+ dollars for pharmacy services \$11.9 mil

Medicaid/MC+ dollars for managed care payments NA

Family Support

Child support collections (IV-D and non-IV-D) \$4.9 mil

Average monthly temporary assistance families 270

Total temporary assistance payments \$0.7 mil

Average monthly food stamp benefit recipients 5,191

Total food stamp benefits received \$4.6 mil

Child Welfare

Children involved in hotline reports 801

Children with probable cause abuse or neglect 105

Children with family assessments 405

Children in custody during SFY-2004 203

Average monthly children in custody 124

Children adopted 7

Total Children's Services expenditures \$1.7 mil

Average monthly children receiving subsidized child care⁽³⁾ 229

Child care expenditures⁽³⁾ \$0.5 mil

Youth Services

Youths committed 5

Average monthly youths in DYS custody 7

SFY-2004

(1) In SFY-2003 and SFY-2004 this reflects eligibles. In SFY-2002 people receiving Medicaid services were reported.
 (2) Excludes Buy-In.
 (3) Methodology has been revised for SFY-2004. Do not compare across years.

PIKE

QUICK FACTS ABOUT DSS IN PIKE COUNTY



Medicaid/MC+

Number of people eligible for Medicaid/MC+ services ⁽¹⁾	3,600
Medicaid/MC+ dollars spent in state fiscal year 2004 ⁽²⁾	\$18.0 mil
Estimated portion of \$18.0 mil that was federal dollars	\$11.1 mil
Medicaid/MC+ dollars for inpatient hospital services	\$1.7 mil
Medicaid/MC+ dollars for physician services	\$1.7 mil
Medicaid/MC+ dollars for nursing home services	\$2.9 mil
Medicaid/MC+ dollars for pharmacy services	\$4.8 mil
Medicaid/MC+ dollars for managed care payments	NA

Family Support

Child support collections (IV-D and non-IV-D)	\$2.1 mil
Average monthly temporary assistance families	121
Total temporary assistance payments	\$0.3 mil
Average monthly food stamp benefit recipients	2,249
Total food stamp benefits received	\$2.0 mil

Child Welfare

Children involved in hotline reports	352
Children with probable cause abuse or neglect	49
Children with family assessments	216
Children in custody during SFY-2004	29
Average monthly children in custody	18
Children adopted	2
Total Children's Services expenditures	\$0.2 mil
Average monthly children receiving subsidized child care ⁽³⁾	73
Child care expenditures ⁽³⁾	\$0.1 mil

Youth Services

Youths committed	6
Average monthly youths in DYS custody	6

SFY-2004

(1) In SFY-2003 and SFY-2004 this reflects eligibles. In SFY-2002 people receiving Medicaid services were reported.
 (2) Excludes Buy-In.
 (3) Methodology has been revised for SFY-2004. Do not compare across years.

PLATTE

QUICK FACTS ABOUT DSS IN PLATTE COUNTY



Medicaid/MC+

Number of people eligible for Medicaid/MC+ services ⁽¹⁾	5,008
Medicaid/MC+ dollars spent in state fiscal year 2004 ⁽²⁾	\$25.9 mil
Estimated portion of \$25.9 mil that was federal dollars	\$15.9 mil
Medicaid/MC+ dollars for inpatient hospital services	\$2.0 mil
Medicaid/MC+ dollars for physician services	\$0.8 mil
Medicaid/MC+ dollars for nursing home services	\$4.7 mil
Medicaid/MC+ dollars for pharmacy services	\$4.7 mil
Medicaid/MC+ dollars for managed care payments	\$7.3 mil

Family Support

Child support collections (IV-D and non-IV-D)	\$10.0 mil
Average monthly temporary assistance families	222
Total temporary assistance payments	\$0.6 mil
Average monthly food stamp benefit recipients	2,939
Total food stamp benefits received	\$2.9 mil

Child Welfare

Children involved in hotline reports	713
Children with probable cause abuse or neglect	36
Children with family assessments	574
Children in custody during SFY-2004	55
Average monthly children in custody	36
Children adopted	2
Total Children's Services expenditures	\$0.5 mil
Average monthly children receiving subsidized child care ⁽³⁾	167
Child care expenditures ⁽³⁾	\$0.7 mil

Youth Services

Youths committed	13
Average monthly youths in DYS custody	12

SFY-2004

(1) In SFY-2003 and SFY-2004 this reflects eligibles. In SFY-2002 people receiving Medicaid services were reported.
 (2) Excludes Buy-In.
 (3) Methodology has been revised for SFY-2004. Do not compare across years.

POLK

QUICK FACTS ABOUT DSS IN POLK COUNTY



Medicaid/MC+

Number of people eligible for Medicaid/MC+ services ⁽¹⁾	6,281
Medicaid/MC+ dollars spent in state fiscal year 2004 ⁽²⁾	\$33.5 mil
Estimated portion of \$33.5 mil that was federal dollars	\$20.6 mil
Medicaid/MC+ dollars for inpatient hospital services	\$3.2 mil
Medicaid/MC+ dollars for physician services	\$3.3 mil
Medicaid/MC+ dollars for nursing home services	\$5.5 mil
Medicaid/MC+ dollars for pharmacy services	\$9.7 mil
Medicaid/MC+ dollars for managed care payments	NA

Family Support

Child support collections (IV-D and non-IV-D)	\$2.5 mil
Average monthly temporary assistance families	169
Total temporary assistance payments	\$0.5 mil
Average monthly food stamp benefit recipients	4,264
Total food stamp benefits received	\$3.9 mil

Child Welfare

Children involved in hotline reports	582
Children with probable cause abuse or neglect	49
Children with family assessments	304
Children in custody during SFY-2004	46
Average monthly children in custody	27
Children adopted	14
Total Children's Services expenditures	\$0.5 mil
Average monthly children receiving subsidized child care ⁽³⁾	192
Child care expenditures ⁽³⁾	\$0.4 mil

Youth Services

Youths committed	7
Average monthly youths in DYS custody	10

SFY-2004

(1) In SFY-2003 and SFY-2004 this reflects eligibles. In SFY-2002 people receiving Medicaid services were reported.
 (2) Excludes Buy-In.
 (3) Methodology has been revised for SFY-2004. Do not compare across years.

PULASKI



QUICK FACTS ABOUT DSS IN PULASKI COUNTY

Medicaid/MC+

Number of people eligible for Medicaid/MC+ services ⁽¹⁾	6,148
Medicaid/MC+ dollars spent in state fiscal year 2004 ⁽²⁾	\$27.4 mil
Estimated portion of \$27.4 mil that was federal dollars	\$16.9 mil
Medicaid/MC+ dollars for inpatient hospital services	\$3.8 mil
Medicaid/MC+ dollars for physician services	\$3.2 mil
Medicaid/MC+ dollars for nursing home services	\$3.3 mil
Medicaid/MC+ dollars for pharmacy services	\$7.9 mil
Medicaid/MC+ dollars for managed care payments	NA

Family Support

Child support collections (IV-D and non-IV-D)	\$5.5 mil
Average monthly temporary assistance families	197
Total temporary assistance payments	\$0.5 mil
Average monthly food stamp benefit recipients	4,218
Total food stamp benefits received	\$3.7 mil

Child Welfare

Children involved in hotline reports	663
Children with probable cause abuse or neglect	108
Children with family assessments	294
Children in custody during SFY-2004	158
Average monthly children in custody	76
Children adopted	15
Total Children's Services expenditures	\$1.6 mil
Average monthly children receiving subsidized child care ⁽³⁾	140
Child care expenditures ⁽³⁾	\$0.3 mil

Youth Services

Youths committed	9
Average monthly youths in DYS custody	19

SFY-2004

(1) In SFY-2003 and SFY-2004 this reflects eligibles. In SFY-2002 people receiving Medicaid services were reported.
 (2) Excludes Buy-In.
 (3) Methodology has been revised for SFY-2004. Do not compare across years.

PUTNAM



QUICK FACTS ABOUT DSS IN PUTNAM COUNTY

Medicaid/MC+

Number of people eligible for Medicaid/MC+ services ⁽¹⁾	1,090
Medicaid/MC+ dollars spent in state fiscal year 2004 ⁽²⁾	\$4.6 mil
Estimated portion of \$4.6 mil that was federal dollars	\$2.8 mil
Medicaid/MC+ dollars for inpatient hospital services	\$0.3 mil
Medicaid/MC+ dollars for physician services	\$0.5 mil
Medicaid/MC+ dollars for nursing home services	\$0.9 mil
Medicaid/MC+ dollars for pharmacy services	\$1.3 mil
Medicaid/MC+ dollars for managed care payments	NA

Family Support

Child support collections (IV-D and non-IV-D)	\$0.6 mil
Average monthly temporary assistance families	21
Total temporary assistance payments	\$0.1 mil
Average monthly food stamp benefit recipients	578
Total food stamp benefits received	\$0.5 mil

Child Welfare

Children involved in hotline reports	71
Children with probable cause abuse or neglect	14
Children with family assessments	42
Children in custody during SFY-2004	6
Average monthly children in custody	4
Children adopted	0
Total Children's Services expenditures	\$0.1 mil
Average monthly children receiving subsidized child care ⁽³⁾	23
Child care expenditures ⁽³⁾	\$48,243

Youth Services

Youths committed	0
Average monthly youths in DYS custody	1

SFY-2004

(1) In SFY-2003 and SFY-2004 this reflects eligibles. In SFY-2002 people receiving Medicaid services were reported.
 (2) Excludes Buy-In.
 (3) Methodology has been revised for SFY-2004. Do not compare across years.

RALLS

QUICK FACTS ABOUT DSS IN RALLS COUNTY



Medicaid/MC+

Number of people eligible for Medicaid/MC+ services ⁽¹⁾	1,353
Medicaid/MC+ dollars spent in state fiscal year 2004 ⁽²⁾	\$7.0 mil
Estimated portion of \$7.0 mil that was federal dollars	\$4.3 mil
Medicaid/MC+ dollars for inpatient hospital services	\$0.6 mil
Medicaid/MC+ dollars for physician services	\$0.5 mil
Medicaid/MC+ dollars for nursing home services	\$0.9 mil
Medicaid/MC+ dollars for pharmacy services	\$2.2 mil
Medicaid/MC+ dollars for managed care payments	NA

Family Support

Child support collections (IV-D and non-IV-D)	\$1.0 mil
Average monthly temporary assistance families	34
Total temporary assistance payments	\$0.1 mil
Average monthly food stamp benefit recipients	838
Total food stamp benefits received	\$0.7 mil

Child Welfare

Children involved in hotline reports	123
Children with probable cause abuse or neglect	22
Children with family assessments	83
Children in custody during SFY-2004	19
Average monthly children in custody	11
Children adopted	3
Total Children's Services expenditures	\$0.1 mil
Average monthly children receiving subsidized child care ⁽³⁾	40
Child care expenditures ⁽³⁾	\$0.1 mil

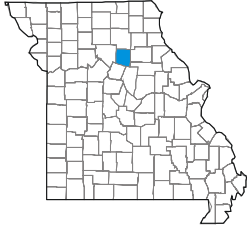
Youth Services

Youths committed	3
Average monthly youths in DYS custody	3

SFY-2004

(1) In SFY-2003 and SFY-2004 this reflects eligibles. In SFY-2002 people receiving Medicaid services were reported.
 (2) Excludes Buy-In.
 (3) Methodology has been revised for SFY-2004. Do not compare across years.

RANDOLPH



QUICK FACTS ABOUT DSS IN RANDOLPH COUNTY

Medicaid/MC+

Number of people eligible for Medicaid/MC+ services ⁽¹⁾	5,686
Medicaid/MC+ dollars spent in state fiscal year 2004 ⁽²⁾	\$29.9 mil
Estimated portion of \$29.9 mil that was federal dollars	\$18.4 mil
Medicaid/MC+ dollars for inpatient hospital services	\$1.7 mil
Medicaid/MC+ dollars for physician services	\$1.2 mil
Medicaid/MC+ dollars for nursing home services	\$5.1 mil
Medicaid/MC+ dollars for pharmacy services	\$6.5 mil
Medicaid/MC+ dollars for managed care payments	\$7.7 mil

Family Support

Child support collections (IV-D and non-IV-D)	\$3.3 mil
Average monthly temporary assistance families	252
Total temporary assistance payments	\$0.7 mil
Average monthly food stamp benefit recipients	3,948
Total food stamp benefits received	\$3.5 mil

Child Welfare

Children involved in hotline reports	510
Children with probable cause abuse or neglect	80
Children with family assessments	225
Children in custody during SFY-2004	118
Average monthly children in custody	77
Children adopted	14
Total Children's Services expenditures	\$0.8 mil
Average monthly children receiving subsidized child care ⁽³⁾	319
Child care expenditures ⁽³⁾	\$0.8 mil

Youth Services

Youths committed	5
Average monthly youths in DYS custody	6

SFY-2004

(1) In SFY-2003 and SFY-2004 this reflects eligibles. In SFY-2002 people receiving Medicaid services were reported.
 (2) Excludes Buy-In.
 (3) Methodology has been revised for SFY-2004. Do not compare across years.

RAY

QUICK FACTS ABOUT DSS IN RAY COUNTY



Medicaid/MC+

Number of people eligible for Medicaid/MC+ services ⁽¹⁾	2,970
Medicaid/MC+ dollars spent in state fiscal year 2004 ⁽²⁾	\$14.8 mil
Estimated portion of \$14.8 mil that was federal dollars	\$9.1 mil
Medicaid/MC+ dollars for inpatient hospital services	\$1.0 mil
Medicaid/MC+ dollars for physician services	\$0.6 mil
Medicaid/MC+ dollars for nursing home services	\$2.9 mil
Medicaid/MC+ dollars for pharmacy services	\$2.8 mil
Medicaid/MC+ dollars for managed care payments	\$4.1 mil

Family Support

Child support collections (IV-D and non-IV-D)	\$3.5 mil
Average monthly temporary assistance families	153
Total temporary assistance payments	\$0.5 mil
Average monthly food stamp benefit recipients	2,202
Total food stamp benefits received	\$2.0 mil

Child Welfare

Children involved in hotline reports	431
Children with probable cause abuse or neglect	29
Children with family assessments	329
Children in custody during SFY-2004	28
Average monthly children in custody	18
Children adopted	0
Total Children's Services expenditures	\$0.2 mil
Average monthly children receiving subsidized child care ⁽³⁾	114
Child care expenditures ⁽³⁾	\$0.3 mil

Youth Services

Youths committed	15
Average monthly youths in DYS custody	12

SFY-2004

(1) In SFY-2003 and SFY-2004 this reflects eligibles. In SFY-2002 people receiving Medicaid services were reported.
 (2) Excludes Buy-In.
 (3) Methodology has been revised for SFY-2004. Do not compare across years.

REYNOLDS

QUICK FACTS ABOUT DSS IN REYNOLDS COUNTY



Medicaid/MC+

Number of people eligible for Medicaid/MC+ services ⁽¹⁾	2,180
Medicaid/MC+ dollars spent in state fiscal year 2004 ⁽²⁾	\$15.2 mil
Estimated portion of \$15.2 mil that was federal dollars	\$9.3 mil
Medicaid/MC+ dollars for inpatient hospital services	\$1.2 mil
Medicaid/MC+ dollars for physician services	\$1.4 mil
Medicaid/MC+ dollars for nursing home services	\$0.8 mil
Medicaid/MC+ dollars for pharmacy services	\$3.9 mil
Medicaid/MC+ dollars for managed care payments	NA

Family Support

Child support collections (IV-D and non-IV-D)	\$0.6 mil
Average monthly temporary assistance families	66
Total temporary assistance payments	\$0.2 mil
Average monthly food stamp benefit recipients	1,508
Total food stamp benefits received	\$1.3 mil

Child Welfare

Children involved in hotline reports	126
Children with probable cause abuse or neglect	12
Children with family assessments	87
Children in custody during SFY-2004	21
Average monthly children in custody	15
Children adopted	0
Total Children's Services expenditures	\$0.2 mil
Average monthly children receiving subsidized child care ⁽³⁾	40
Child care expenditures ⁽³⁾	\$0.1 mil

Youth Services

Youths committed	1
Average monthly youths in DYS custody	2

SFY-2004

(1) In SFY-2003 and SFY-2004 this reflects eligibles. In SFY-2002 people receiving Medicaid services were reported.
 (2) Excludes Buy-In.
 (3) Methodology has been revised for SFY-2004. Do not compare across years.

RIPLEY



QUICK FACTS ABOUT DSS IN RIPLEY COUNTY

Medicaid/MC+

Number of people eligible for Medicaid/MC+ services ⁽¹⁾	5,255
Medicaid/MC+ dollars spent in state fiscal year 2004 ⁽²⁾	\$28.5 mil
Estimated portion of \$28.5 mil that was federal dollars	\$17.5 mil
Medicaid/MC+ dollars for inpatient hospital services	\$2.3 mil
Medicaid/MC+ dollars for physician services	\$3.2 mil
Medicaid/MC+ dollars for nursing home services	\$2.1 mil
Medicaid/MC+ dollars for pharmacy services	\$9.4 mil
Medicaid/MC+ dollars for managed care payments	NA

Family Support

Child support collections (IV-D and non-IV-D)	\$1.5 mil
Average monthly temporary assistance families	209
Total temporary assistance payments	\$0.6 mil
Average monthly food stamp benefit recipients	3,785
Total food stamp benefits received	\$3.2 mil

Child Welfare

Children involved in hotline reports	332
Children with probable cause abuse or neglect	34
Children with family assessments	229
Children in custody during SFY-2004	36
Average monthly children in custody	24
Children adopted	7
Total Children's Services expenditures	\$0.4 mil
Average monthly children receiving subsidized child care ⁽³⁾	107
Child care expenditures ⁽³⁾	\$0.2 mil

Youth Services

Youths committed	2
Average monthly youths in DYS custody	3

SFY-2004

(1) In SFY-2003 and SFY-2004 this reflects eligibles. In SFY-2002 people receiving Medicaid services were reported.
 (2) Excludes Buy-In.
 (3) Methodology has been revised for SFY-2004. Do not compare across years.

SALINE

QUICK FACTS ABOUT DSS IN SALINE COUNTY



Medicaid/MC+

Number of people eligible for Medicaid/MC+ services ⁽¹⁾	4,742
Medicaid/MC+ dollars spent in state fiscal year 2004 ⁽²⁾	\$55.5 mil
Estimated portion of \$55.5 mil that was federal dollars	\$34.2 mil
Medicaid/MC+ dollars for inpatient hospital services	\$1.4 mil
Medicaid/MC+ dollars for physician services	\$1.0 mil
Medicaid/MC+ dollars for nursing home services	\$4.2 mil
Medicaid/MC+ dollars for pharmacy services	\$7.0 mil
Medicaid/MC+ dollars for managed care payments	\$6.1 mil

Family Support

Child support collections (IV-D and non-IV-D)	\$3.5 mil
Average monthly temporary assistance families	231
Total temporary assistance payments	\$0.7 mil
Average monthly food stamp benefit recipients	2,975
Total food stamp benefits received	\$2.6 mil

Child Welfare

Children involved in hotline reports	385
Children with probable cause abuse or neglect	42
Children with family assessments	250
Children in custody during SFY-2004	108
Average monthly children in custody	77
Children adopted	2
Total Children's Services expenditures	\$1.1 mil
Average monthly children receiving subsidized child care ⁽³⁾	151
Child care expenditures ⁽³⁾	\$0.3 mil

Youth Services

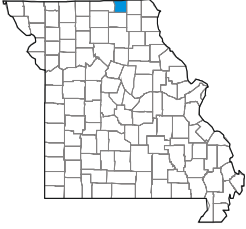
Youths committed	7
Average monthly youths in DYS custody	11

SFY-2004

(1) In SFY-2003 and SFY-2004 this reflects eligibles. In SFY-2002 people receiving Medicaid services were reported.
 (2) Excludes Buy-In.
 (3) Methodology has been revised for SFY-2004. Do not compare across years.

SCHUYLER

QUICK FACTS ABOUT DSS IN SCHUYLER COUNTY



Medicaid/MC+

Number of people eligible for Medicaid/MC+ services ⁽¹⁾	908
Medicaid/MC+ dollars spent in state fiscal year 2004 ⁽²⁾	\$4.3 mil
Estimated portion of \$4.3 mil that was federal dollars	\$2.6 mil
Medicaid/MC+ dollars for inpatient hospital services	\$0.5 mil
Medicaid/MC+ dollars for physician services	\$0.5 mil
Medicaid/MC+ dollars for nursing home services	\$0.8 mil
Medicaid/MC+ dollars for pharmacy services	\$1.2 mil
Medicaid/MC+ dollars for managed care payments	NA

Family Support

Child support collections (IV-D and non-IV-D)	\$0.6 mil
Average monthly temporary assistance families	15
Total temporary assistance payments	\$42,276
Average monthly food stamp benefit recipients	487
Total food stamp benefits received	\$0.4 mil

Child Welfare

Children involved in hotline reports	58
Children with probable cause abuse or neglect	13
Children with family assessments	16
Children in custody during SFY-2004	21
Average monthly children in custody	16
Children adopted	0
Total Children's Services expenditures	\$0.3 mil
Average monthly children receiving subsidized child care ⁽³⁾	8
Child care expenditures ⁽³⁾	\$15,402

Youth Services

Youths committed	0
Average monthly youths in DYS custody	0

SFY-2004

(1) In SFY-2003 and SFY-2004 this reflects eligibles. In SFY-2002 people receiving Medicaid services were reported.
 (2) Excludes Buy-In.
 (3) Methodology has been revised for SFY-2004. Do not compare across years.

SCOTLAND



QUICK FACTS ABOUT DSS IN SCOTLAND COUNTY

Medicaid/MC+

Number of people eligible for Medicaid/MC+ services ⁽¹⁾	817
Medicaid/MC+ dollars spent in state fiscal year 2004 ⁽²⁾	\$5.3 mil
Estimated portion of \$5.3 mil that was federal dollars	\$3.3 mil
Medicaid/MC+ dollars for inpatient hospital services	\$0.7 mil
Medicaid/MC+ dollars for physician services	\$0.5 mil
Medicaid/MC+ dollars for nursing home services	\$1.4 mil
Medicaid/MC+ dollars for pharmacy services	\$1.3 mil
Medicaid/MC+ dollars for managed care payments	NA

Family Support

Child support collections (IV-D and non-IV-D)	\$0.6 mil
Average monthly temporary assistance families	13
Total temporary assistance payments	\$38,448
Average monthly food stamp benefit recipients	356
Total food stamp benefits received	\$0.3 mil

Child Welfare

Children involved in hotline reports	66
Children with probable cause abuse or neglect	6
Children with family assessments	31
Children in custody during SFY-2004	20
Average monthly children in custody	16
Children adopted	1
Total Children's Services expenditures	\$0.3 mil
Average monthly children receiving subsidized child care ⁽³⁾	27
Child care expenditures ⁽³⁾	\$0.1 mil

Youth Services

Youths committed	0
Average monthly youths in DYS custody	0

SFY-2004

(1) In SFY-2003 and SFY-2004 this reflects eligibles. In SFY-2002 people receiving Medicaid services were reported.
 (2) Excludes Buy-In.
 (3) Methodology has been revised for SFY-2004. Do not compare across years.

SCOTT

QUICK FACTS ABOUT DSS IN SCOTT COUNTY



Medicaid/MC+

Number of people eligible for Medicaid/MC+ services ⁽¹⁾	10,931
Medicaid/MC+ dollars spent in state fiscal year 2004 ⁽²⁾	\$62.3 mil
Estimated portion of \$62.3 mil that was federal dollars	\$38.3 mil
Medicaid/MC+ dollars for inpatient hospital services	\$7.5 mil
Medicaid/MC+ dollars for physician services	\$4.6 mil
Medicaid/MC+ dollars for nursing home services	\$7.2 mil
Medicaid/MC+ dollars for pharmacy services	\$18.9 mil
Medicaid/MC+ dollars for managed care payments	NA

Family Support

Child support collections (IV-D and non-IV-D)	\$6.3 mil
Average monthly temporary assistance families	627
Total temporary assistance payments	\$1.7 mil
Average monthly food stamp benefit recipients	8,274
Total food stamp benefits received	\$7.2 mil

Child Welfare

Children involved in hotline reports	747
Children with probable cause abuse or neglect	97
Children with family assessments	467
Children in custody during SFY-2004	119
Average monthly children in custody	76
Children adopted	7
Total Children's Services expenditures	\$1.5 mil
Average monthly children receiving subsidized child care ⁽³⁾	634
Child care expenditures ⁽³⁾	\$1.4 mil

Youth Services

Youths committed	34
Average monthly youths in DYS custody	37

SFY-2004

(1) In SFY-2003 and SFY-2004 this reflects eligibles. In SFY-2002 people receiving Medicaid services were reported.
 (2) Excludes Buy-In.
 (3) Methodology has been revised for SFY-2004. Do not compare across years.

SHANNON



QUICK FACTS ABOUT DSS IN SHANNON COUNTY

Medicaid/MC+

Number of people eligible for Medicaid/MC+ services ⁽¹⁾	2,966
Medicaid/MC+ dollars spent in state fiscal year 2004 ⁽²⁾	\$11.2 mil
Estimated portion of \$11.2 mil that was federal dollars	\$6.9 mil
Medicaid/MC+ dollars for inpatient hospital services	\$1.0 mil
Medicaid/MC+ dollars for physician services	\$1.5 mil
Medicaid/MC+ dollars for nursing home services	\$0.9 mil
Medicaid/MC+ dollars for pharmacy services	\$3.6 mil
Medicaid/MC+ dollars for managed care payments	NA

Family Support

Child support collections (IV-D and non-IV-D)	\$0.8 mil
Average monthly temporary assistance families	72
Total temporary assistance payments	\$0.2 mil
Average monthly food stamp benefit recipients	2,122
Total food stamp benefits received	\$1.8 mil

Child Welfare

Children involved in hotline reports	133
Children with probable cause abuse or neglect	21
Children with family assessments	99
Children in custody during SFY-2004	22
Average monthly children in custody	17
Children adopted	5
Total Children's Services expenditures	\$0.4 mil
Average monthly children receiving subsidized child care ⁽³⁾	55
Child care expenditures ⁽³⁾	\$0.1 mil

Youth Services

Youths committed	2
Average monthly youths in DYS custody	2

SFY-2004

(1) In SFY-2003 and SFY-2004 this reflects eligibles. In SFY-2002 people receiving Medicaid services were reported.
 (2) Excludes Buy-In.
 (3) Methodology has been revised for SFY-2004. Do not compare across years.

SHELBY



QUICK FACTS ABOUT DSS IN SHELBY COUNTY

Medicaid/MC+

Number of people eligible for Medicaid/MC+ services ⁽¹⁾	1,317
Medicaid/MC+ dollars spent in state fiscal year 2004 ⁽²⁾	\$6.9 mil
Estimated portion of \$6.9 mil that was federal dollars	\$4.2 mil
Medicaid/MC+ dollars for inpatient hospital services	\$0.8 mil
Medicaid/MC+ dollars for physician services	\$0.6 mil
Medicaid/MC+ dollars for nursing home services	\$1.4 mil
Medicaid/MC+ dollars for pharmacy services	\$1.8 mil
Medicaid/MC+ dollars for managed care payments	NA

Family Support

Child support collections (IV-D and non-IV-D)	\$0.7 mil
Average monthly temporary assistance families	30
Total temporary assistance payments	\$0.1 mil
Average monthly food stamp benefit recipients	756
Total food stamp benefits received	\$0.6 mil

Child Welfare

Children involved in hotline reports	120
Children with probable cause abuse or neglect	13
Children with family assessments	67
Children in custody during SFY-2004	38
Average monthly children in custody	26
Children adopted	0
Total Children's Services expenditures	\$0.3 mil
Average monthly children receiving subsidized child care ⁽³⁾	47
Child care expenditures ⁽³⁾	\$0.1 mil

Youth Services

Youths committed	3
Average monthly youths in DYS custody	4

SFY-2004

(1) In SFY-2003 and SFY-2004 this reflects eligibles. In SFY-2002 people receiving Medicaid services were reported.

(2) Excludes Buy-In.

(3) Methodology has been revised for SFY-2004. Do not compare across years.

ST. CHARLES



QUICK FACTS ABOUT DSS IN ST. CHARLES COUNTY

Medicaid/MC+

Number of people eligible for Medicaid/MC+ services⁽¹⁾ 21,180

Medicaid/MC+ dollars spent in state fiscal year 2004⁽²⁾ \$104.8 mil

Estimated portion of \$104.8 mil that was federal dollars \$64.5 mil

Medicaid/MC+ dollars for inpatient hospital services \$7.5 mil

Medicaid/MC+ dollars for physician services \$2.6 mil

Medicaid/MC+ dollars for nursing home services \$11.4 mil

Medicaid/MC+ dollars for pharmacy services \$16.6 mil

Medicaid/MC+ dollars for managed care payments \$27.4 mil

Family Support

Child support collections (IV-D and non-IV-D) \$23.0 mil

Average monthly temporary assistance families 815

Total temporary assistance payments \$2.3 mil

Average monthly food stamp benefit recipients 12,287

Total food stamp benefits received \$12.8 mil

Child Welfare

Children involved in hotline reports 2,262

Children with probable cause abuse or neglect 266

Children with family assessments 1,533

Children in custody during SFY-2004 270

Average monthly children in custody 158

Children adopted 32

Total Children's Services expenditures \$3.1 mil

Average monthly children receiving subsidized child care⁽³⁾ 1,044

Child care expenditures⁽³⁾ \$3.9 mil

Youth Services

Youths committed 74

Average monthly youths in DYS custody 90

SFY-2004

(1) In SFY-2003 and SFY-2004 this reflects eligibles. In SFY-2002 people receiving Medicaid services were reported.
 (2) Excludes Buy-In.
 (3) Methodology has been revised for SFY-2004. Do not compare across years.

ST. CLAIR



QUICK FACTS ABOUT DSS IN ST. CLAIR COUNTY

Medicaid/MC+

Number of people eligible for Medicaid/MC+ services ⁽¹⁾	2,153
Medicaid/MC+ dollars spent in state fiscal year 2004 ⁽²⁾	\$9.9 mil
Estimated portion of \$9.9 mil that was federal dollars	\$6.1 mil
Medicaid/MC+ dollars for inpatient hospital services	\$0.7 mil
Medicaid/MC+ dollars for physician services	\$0.5 mil
Medicaid/MC+ dollars for nursing home services	\$1.7 mil
Medicaid/MC+ dollars for pharmacy services	\$2.3 mil
Medicaid/MC+ dollars for managed care payments	\$2.4 mil

Family Support

Child support collections (IV-D and non-IV-D)	\$0.9 mil
Average monthly temporary assistance families	95
Total temporary assistance payments	\$0.3 mil
Average monthly food stamp benefit recipients	1,660
Total food stamp benefits received	\$1.5 mil

Child Welfare

Children involved in hotline reports	168
Children with probable cause abuse or neglect	19
Children with family assessments	76
Children in custody during SFY-2004	26
Average monthly children in custody	15
Children adopted	0
Total Children's Services expenditures	\$0.2 mil
Average monthly children receiving subsidized child care ⁽³⁾	37
Child care expenditures ⁽³⁾	\$0.1 mil

Youth Services

Youths committed	2
Average monthly youths in DYS custody	1

SFY-2004

(1) In SFY-2003 and SFY-2004 this reflects eligibles. In SFY-2002 people receiving Medicaid services were reported.
 (2) Excludes Buy-In.
 (3) Methodology has been revised for SFY-2004. Do not compare across years.

ST. FRANCOIS

QUICK FACTS ABOUT DSS IN ST. FRANCOIS COUNTY



Medicaid/MC+

Number of people eligible for Medicaid/MC+ services ⁽¹⁾	12,752
Medicaid/MC+ dollars spent in state fiscal year 2004 ⁽²⁾	\$68.5 mil
Estimated portion of \$68.5 mil that was federal dollars	\$42.2 mil
Medicaid/MC+ dollars for inpatient hospital services	\$4.0 mil
Medicaid/MC+ dollars for physician services	\$2.7 mil
Medicaid/MC+ dollars for nursing home services	\$9.1 mil
Medicaid/MC+ dollars for pharmacy services	\$18.0 mil
Medicaid/MC+ dollars for managed care payments	\$14.1 mil

Family Support

Child support collections (IV-D and non-IV-D)	\$2.9 mil
Average monthly temporary assistance families	644
Total temporary assistance payments	\$1.8 mil
Average monthly food stamp benefit recipients	9,409
Total food stamp benefits received	\$8.4 mil

Child Welfare

Children involved in hotline reports	1,125
Children with probable cause abuse or neglect	116
Children with family assessments	676
Children in custody during SFY-2004	159
Average monthly children in custody	120
Children adopted	23
Total Children's Services expenditures	\$1.9 mil
Average monthly children receiving subsidized child care ⁽³⁾	541
Child care expenditures ⁽³⁾	\$1.2 mil

Youth Services

Youths committed	25
Average monthly youths in DYS custody	43

SFY-2004

(1) In SFY-2003 and SFY-2004 this reflects eligibles. In SFY-2002 people receiving Medicaid services were reported.
 (2) Excludes Buy-In.
 (3) Methodology has been revised for SFY-2004. Do not compare across years.

ST. LOUIS CITY



QUICK FACTS ABOUT DSS IN ST. LOUIS CITY

Medicaid/MC+

Number of people eligible for Medicaid/MC+ services⁽¹⁾ 114,270

Medicaid/MC+ dollars spent in state fiscal year 2004⁽²⁾ \$512.9 mil

Estimated portion of \$512.9 mil that was federal dollars \$315.6 mil

Medicaid/MC+ dollars for inpatient hospital services \$71.9 mil

Medicaid/MC+ dollars for physician services \$23.2 mil

Medicaid/MC+ dollars for nursing home services \$47.7 mil

Medicaid/MC+ dollars for pharmacy services \$89.3 mil

Medicaid/MC+ dollars for managed care payments \$134.6 mil

Family Support

Child support collections (IV-D and non-IV-D) \$51.9 mil

Average monthly temporary assistance families 9,289

Total temporary assistance payments \$27.1 mil

Average monthly food stamp benefit recipients 97,492

Total food stamp benefits received \$106.4 mil

Child Welfare

Children involved in hotline reports 7,434

Children with probable cause abuse or neglect 698

Children with family assessments 4,818

Children in custody during SFY-2004 2,414

Average monthly children in custody 1,833

Children adopted 170

Total Children's Services expenditures \$34.6 mil

Average monthly children receiving subsidized child care⁽³⁾ 8,665

Child care expenditures⁽³⁾ \$37.9 mil

Youth Services

Youths committed 186

Average monthly youths in DYS custody 193

SFY-2004

(1) In SFY-2003 and SFY-2004 this reflects eligibles. In SFY-2002 people receiving Medicaid services were reported.
 (2) Excludes Buy-In.
 (3) Methodology has been revised for SFY-2004. Do not compare across years.

ST. LOUIS



QUICK FACTS ABOUT DSS IN ST. LOUIS COUNTY

Medicaid/MC+

Number of people eligible for Medicaid/MC+ services ⁽¹⁾	109,720
Medicaid/MC+ dollars spent in state fiscal year 2004 ⁽²⁾	\$541.7 mil
Estimated portion of \$541.7 mil that was federal dollars	\$333.3 mil
Medicaid/MC+ dollars for inpatient hospital services	\$51.1 mil
Medicaid/MC+ dollars for physician services	\$17.7 mil
Medicaid/MC+ dollars for nursing home services	\$108.0 mil
Medicaid/MC+ dollars for pharmacy services	\$82.5 mil
Medicaid/MC+ dollars for managed care payments	\$133.2 mil

Family Support

Child support collections (IV-D and non-IV-D)	\$90.8 mil
Average monthly temporary assistance families	6,051
Total temporary assistance payments	\$17.2 mil
Average monthly food stamp benefit recipients	72,223
Total food stamp benefits received	\$74.5 mil

Child Welfare

Children involved in hotline reports	7,133
Children with probable cause abuse or neglect	623
Children with family assessments	4,995
Children in custody during SFY-2004	1,739
Average monthly children in custody	1,209
Children adopted	140
Total Children's Services expenditures	\$22.0 mil
Average monthly children receiving subsidized child care ⁽³⁾	8,627
Child care expenditures ⁽³⁾	\$36.5 mil

Youth Services

Youths committed	85
Average monthly youths in DYS custody	99

SFY-2004

(1) In SFY-2003 and SFY-2004 this reflects eligibles. In SFY-2002 people receiving Medicaid services were reported.
 (2) Excludes Buy-In.
 (3) Methodology has been revised for SFY-2004. Do not compare across years.

STE. GENEVIEVE

QUICK FACTS ABOUT DSS IN STE. GENEVIEVE COUNTY



Medicaid/MC+

Number of people eligible for Medicaid/MC+ services ⁽¹⁾	2,365
Medicaid/MC+ dollars spent in state fiscal year 2004 ⁽²⁾	\$11.6 mil
Estimated portion of \$11.6 mil that was federal dollars	\$7.1 mil
Medicaid/MC+ dollars for inpatient hospital services	\$0.6 mil
Medicaid/MC+ dollars for physician services	\$0.4 mil
Medicaid/MC+ dollars for nursing home services	\$1.7 mil
Medicaid/MC+ dollars for pharmacy services	\$3.0 mil
Medicaid/MC+ dollars for managed care payments	\$2.7 mil

Family Support

Child support collections (IV-D and non-IV-D)	\$6.6 mil
Average monthly temporary assistance families	62
Total temporary assistance payments	\$0.2 mil
Average monthly food stamp benefit recipients	1,651
Total food stamp benefits received	\$1.5 mil

Child Welfare

Children involved in hotline reports	187
Children with probable cause abuse or neglect	14
Children with family assessments	129
Children in custody during SFY-2004	22
Average monthly children in custody	12
Children adopted	0
Total Children's Services expenditures	\$0.1 mil
Average monthly children receiving subsidized child care ⁽³⁾	106
Child care expenditures ⁽³⁾	\$0.3 mil

Youth Services

Youths committed	3
Average monthly youths in DYS custody	10

SFY-2004

(1) In SFY-2003 and SFY-2004 this reflects eligibles. In SFY-2002 people receiving Medicaid services were reported.
 (2) Excludes Buy-In.
 (3) Methodology has been revised for SFY-2004. Do not compare across years.

STODDARD



QUICK FACTS ABOUT DSS IN STODDARD COUNTY

Medicaid/MC+

Number of people eligible for Medicaid/MC+ services ⁽¹⁾	7,471
Medicaid/MC+ dollars spent in state fiscal year 2004 ⁽²⁾	\$44.3 mil
Estimated portion of \$44.3 mil that was federal dollars	\$27.3 mil
Medicaid/MC+ dollars for inpatient hospital services	\$4.7 mil
Medicaid/MC+ dollars for physician services	\$4.3 mil
Medicaid/MC+ dollars for nursing home services	\$6.3 mil
Medicaid/MC+ dollars for pharmacy services	\$14.3 mil
Medicaid/MC+ dollars for managed care payments	NA

Family Support

Child support collections (IV-D and non-IV-D)	\$4.0 mil
Average monthly temporary assistance families	247
Total temporary assistance payments	\$0.7 mil
Average monthly food stamp benefit recipients	4,764
Total food stamp benefits received	\$4.0 mil

Child Welfare

Children involved in hotline reports	483
Children with probable cause abuse or neglect	104
Children with family assessments	265
Children in custody during SFY-2004	298
Average monthly children in custody	182
Children adopted	24
Total Children's Services expenditures	\$1.5 mil
Average monthly children receiving subsidized child care ⁽³⁾	161
Child care expenditures ⁽³⁾	\$0.3 mil

Youth Services

Youths committed	2
Average monthly youths in DYS custody	2

SFY-2004

(1) In SFY-2003 and SFY-2004 this reflects eligibles. In SFY-2002 people receiving Medicaid services were reported.

(2) Excludes Buy-In.

(3) Methodology has been revised for SFY-2004. Do not compare across years.

STONE



QUICK FACTS ABOUT DSS IN STONE COUNTY

Medicaid/MC+

Number of people eligible for Medicaid/MC+ services ⁽¹⁾	5,909
Medicaid/MC+ dollars spent in state fiscal year 2004 ⁽²⁾	\$22.4 mil
Estimated portion of \$22.4 mil that was federal dollars	\$13.8 mil
Medicaid/MC+ dollars for inpatient hospital services	\$3.1 mil
Medicaid/MC+ dollars for physician services	\$2.8 mil
Medicaid/MC+ dollars for nursing home services	\$2.5 mil
Medicaid/MC+ dollars for pharmacy services	\$7.4 mil
Medicaid/MC+ dollars for managed care payments	NA

Family Support

Child support collections (IV-D and non-IV-D)	\$2.8 mil
Average monthly temporary assistance families	140
Total temporary assistance payments	\$0.4 mil
Average monthly food stamp benefit recipients	3,950
Total food stamp benefits received	\$3.8 mil

Child Welfare

Children involved in hotline reports	520
Children with probable cause abuse or neglect	61
Children with family assessments	226
Children in custody during SFY-2004	104
Average monthly children in custody	64
Children adopted	10
Total Children's Services expenditures	\$0.5 mil
Average monthly children receiving subsidized child care ⁽³⁾	100
Child care expenditures ⁽³⁾	\$0.2 mil

Youth Services

Youths committed	3
Average monthly youths in DYS custody	3

SFY-2004

(1) In SFY-2003 and SFY-2004 this reflects eligibles. In SFY-2002 people receiving Medicaid services were reported.
 (2) Excludes Buy-In.
 (3) Methodology has been revised for SFY-2004. Do not compare across years.

SULLIVAN



QUICK FACTS ABOUT DSS IN SULLIVAN COUNTY

Medicaid/MC+

Number of people eligible for Medicaid/MC+ services ⁽¹⁾	1,554
Medicaid/MC+ dollars spent in state fiscal year 2004 ⁽²⁾	\$9.6 mil
Estimated portion of \$9.6 mil that was federal dollars	\$5.9 mil
Medicaid/MC+ dollars for inpatient hospital services	\$1.0 mil
Medicaid/MC+ dollars for physician services	\$0.9 mil
Medicaid/MC+ dollars for nursing home services	\$1.9 mil
Medicaid/MC+ dollars for pharmacy services	\$2.6 mil
Medicaid/MC+ dollars for managed care payments	NA

Family Support

Child support collections (IV-D and non-IV-D)	\$0.8 mil
Average monthly temporary assistance families	38
Total temporary assistance payments	\$0.1 mil
Average monthly food stamp benefit recipients	1,011
Total food stamp benefits received	\$0.9 mil

Child Welfare

Children involved in hotline reports	102
Children with probable cause abuse or neglect	20
Children with family assessments	74
Children in custody during SFY-2004	15
Average monthly children in custody	9
Children adopted	0
Total Children's Services expenditures	\$0.1 mil
Average monthly children receiving subsidized child care ⁽³⁾	30
Child care expenditures ⁽³⁾	\$0.1 mil

Youth Services

Youths committed	4
Average monthly youths in DYS custody	2

SFY-2004

(1) In SFY-2003 and SFY-2004 this reflects eligibles. In SFY-2002 people receiving Medicaid services were reported.
 (2) Excludes Buy-In.
 (3) Methodology has been revised for SFY-2004. Do not compare across years.

TANEY



QUICK FACTS ABOUT DSS IN TANEY COUNTY

Medicaid/MC+

Number of people eligible for Medicaid/MC+ services⁽¹⁾ 8,231

Medicaid/MC+ dollars spent in state fiscal year 2004⁽²⁾ \$34.2 mil

Estimated portion of \$34.2 mil that was federal dollars \$21.0 mil

Medicaid/MC+ dollars for inpatient hospital services \$5.0 mil

Medicaid/MC+ dollars for physician services \$3.9 mil

Medicaid/MC+ dollars for nursing home services \$3.8 mil

Medicaid/MC+ dollars for pharmacy services \$10.4 mil

Medicaid/MC+ dollars for managed care payments NA

Family Support

Child support collections (IV-D and non-IV-D) \$4.5 mil

Average monthly temporary assistance families 192

Total temporary assistance payments \$0.5 mil

Average monthly food stamp benefit recipients 5,258

Total food stamp benefits received \$4.9 mil

Child Welfare

Children involved in hotline reports 925

Children with probable cause abuse or neglect 140

Children with family assessments 522

Children in custody during SFY-2004 283

Average monthly children in custody 157

Children adopted 14

Total Children's Services expenditures \$1.7 mil

Average monthly children receiving subsidized child care⁽³⁾ 133

Child care expenditures⁽³⁾ \$0.3 mil

Youth Services

Youths committed 15

Average monthly youths in DYS custody 20

SFY-2004

(1) In SFY-2003 and SFY-2004 this reflects eligibles. In SFY-2002 people receiving Medicaid services were reported.
 (2) Excludes Buy-In.
 (3) Methodology has been revised for SFY-2004. Do not compare across years.

TEXAS



QUICK FACTS ABOUT DSS IN TEXAS COUNTY

Medicaid/MC+

Number of people eligible for Medicaid/MC+ services ⁽¹⁾	5,780
Medicaid/MC+ dollars spent in state fiscal year 2004 ⁽²⁾	\$25.3 mil
Estimated portion of \$25.3 mil that was federal dollars	\$15.6 mil
Medicaid/MC+ dollars for inpatient hospital services	\$2.6 mil
Medicaid/MC+ dollars for physician services	\$2.7 mil
Medicaid/MC+ dollars for nursing home services	\$3.8 mil
Medicaid/MC+ dollars for pharmacy services	\$7.7 mil
Medicaid/MC+ dollars for managed care payments	NA

Family Support

Child support collections (IV-D and non-IV-D)	\$2.3 mil
Average monthly temporary assistance families	217
Total temporary assistance payments	\$0.6 mil
Average monthly food stamp benefit recipients	4,192
Total food stamp benefits received	\$3.6 mil

Child Welfare

Children involved in hotline reports	610
Children with probable cause abuse or neglect	113
Children with family assessments	186
Children in custody during SFY-2004	108
Average monthly children in custody	54
Children adopted	0
Total Children's Services expenditures	\$0.4 mil
Average monthly children receiving subsidized child care ⁽³⁾	114
Child care expenditures ⁽³⁾	\$0.2 mil

Youth Services

Youths committed	8
Average monthly youths in DYS custody	7

SFY-2004

(1) In SFY-2003 and SFY-2004 this reflects eligibles. In SFY-2002 people receiving Medicaid services were reported.

(2) Excludes Buy-In.

(3) Methodology has been revised for SFY-2004. Do not compare across years.

VERNON



QUICK FACTS ABOUT DSS IN VERNON COUNTY

Medicaid/MC+

Number of people eligible for Medicaid/MC+ services ⁽¹⁾	4,955
Medicaid/MC+ dollars spent in state fiscal year 2004 ⁽²⁾	\$43.7 mil
Estimated portion of \$43.7 mil that was federal dollars	\$26.9 mil
Medicaid/MC+ dollars for inpatient hospital services	\$3.2 mil
Medicaid/MC+ dollars for physician services	\$2.3 mil
Medicaid/MC+ dollars for nursing home services	\$5.4 mil
Medicaid/MC+ dollars for pharmacy services	\$7.4 mil
Medicaid/MC+ dollars for managed care payments	NA

Family Support

Child support collections (IV-D and non-IV-D)	\$3.2 mil
Average monthly temporary assistance families	180
Total temporary assistance payments	\$0.5 mil
Average monthly food stamp benefit recipients	3,175
Total food stamp benefits received	\$2.7 mil

Child Welfare

Children involved in hotline reports	462
Children with probable cause abuse or neglect	56
Children with family assessments	343
Children in custody during SFY-2004	63
Average monthly children in custody	42
Children adopted	4
Total Children's Services expenditures	\$0.4 mil
Average monthly children receiving subsidized child care ⁽³⁾	108
Child care expenditures ⁽³⁾	\$0.2 mil

Youth Services

Youths committed	2
Average monthly youths in DYS custody	7

SFY-2004

(1) In SFY-2003 and SFY-2004 this reflects eligibles. In SFY-2002 people receiving Medicaid services were reported.

(2) Excludes Buy-In.

(3) Methodology has been revised for SFY-2004. Do not compare across years.

WARREN



QUICK FACTS ABOUT DSS IN WARREN COUNTY

Medicaid/MC+

Number of people eligible for Medicaid/MC+ services ⁽¹⁾	3,472
Medicaid/MC+ dollars spent in state fiscal year 2004 ⁽²⁾	\$17.1 mil
Estimated portion of \$17.1 mil that was federal dollars	\$10.5 mil
Medicaid/MC+ dollars for inpatient hospital services	\$1.4 mil
Medicaid/MC+ dollars for physician services	\$0.5 mil
Medicaid/MC+ dollars for nursing home services	\$0.8 mil
Medicaid/MC+ dollars for pharmacy services	\$3.1 mil
Medicaid/MC+ dollars for managed care payments	\$4.3 mil

Family Support

Child support collections (IV-D and non-IV-D)	\$2.3 mil
Average monthly temporary assistance families	119
Total temporary assistance payments	\$0.3 mil
Average monthly food stamp benefit recipients	2,413
Total food stamp benefits received	\$2.3 mil

Child Welfare

Children involved in hotline reports	447
Children with probable cause abuse or neglect	105
Children with family assessments	197
Children in custody during SFY-2004	131
Average monthly children in custody	88
Children adopted	5
Total Children's Services expenditures	\$0.8 mil
Average monthly children receiving subsidized child care ⁽³⁾	88
Child care expenditures ⁽³⁾	\$0.3 mil

Youth Services

Youths committed	3
Average monthly youths in DYS custody	10

SFY-2004

(1) In SFY-2003 and SFY-2004 this reflects eligibles. In SFY-2002 people receiving Medicaid services were reported.
 (2) Excludes Buy-In.
 (3) Methodology has been revised for SFY-2004. Do not compare across years.

WASHINGTON



QUICK FACTS ABOUT DSS IN WASHINGTON COUNTY

Medicaid/MC+

Number of people eligible for Medicaid/MC+ services ⁽¹⁾	6,855
Medicaid/MC+ dollars spent in state fiscal year 2004 ⁽²⁾	\$34.9 mil
Estimated portion of \$34.9 mil that was federal dollars	\$21.5 mil
Medicaid/MC+ dollars for inpatient hospital services	\$2.0 mil
Medicaid/MC+ dollars for physician services	\$1.6 mil
Medicaid/MC+ dollars for nursing home services	\$4.0 mil
Medicaid/MC+ dollars for pharmacy services	\$8.4 mil
Medicaid/MC+ dollars for managed care payments	\$7.7 mil

Family Support

Child support collections (IV-D and non-IV-D)	\$2.9 mil
Average monthly temporary assistance families	295
Total temporary assistance payments	\$0.8 mil
Average monthly food stamp benefit recipients	5,525
Total food stamp benefits received	\$5.1 mil

Child Welfare

Children involved in hotline reports	540
Children with probable cause abuse or neglect	58
Children with family assessments	316
Children in custody during SFY-2004	177
Average monthly children in custody	121
Children adopted	0
Total Children's Services expenditures	\$0.9 mil
Average monthly children receiving subsidized child care ⁽³⁾	199
Child care expenditures ⁽³⁾	\$0.5 mil

Youth Services

Youths committed	20
Average monthly youths in DYS custody	22

SFY-2004

(1) In SFY-2003 and SFY-2004 this reflects eligibles. In SFY-2002 people receiving Medicaid services were reported.
 (2) Excludes Buy-In.
 (3) Methodology has been revised for SFY-2004. Do not compare across years.

WAYNE



QUICK FACTS ABOUT DSS IN WAYNE COUNTY

Medicaid/MC+

Number of people eligible for Medicaid/MC+ services ⁽¹⁾	4,610
Medicaid/MC+ dollars spent in state fiscal year 2004 ⁽²⁾	\$24.4 mil
Estimated portion of \$24.4 mil that was federal dollars	\$15.0 mil
Medicaid/MC+ dollars for inpatient hospital services	\$1.9 mil
Medicaid/MC+ dollars for physician services	\$2.9 mil
Medicaid/MC+ dollars for nursing home services	\$2.3 mil
Medicaid/MC+ dollars for pharmacy services	\$8.9 mil
Medicaid/MC+ dollars for managed care payments	NA

Family Support

Child support collections (IV-D and non-IV-D)	\$1.2 mil
Average monthly temporary assistance families	134
Total temporary assistance payments	\$0.4 mil
Average monthly food stamp benefit recipients	3,362
Total food stamp benefits received	\$2.9 mil

Child Welfare

Children involved in hotline reports	241
Children with probable cause abuse or neglect	31
Children with family assessments	168
Children in custody during SFY-2004	63
Average monthly children in custody	49
Children adopted	0
Total Children's Services expenditures	\$0.4 mil
Average monthly children receiving subsidized child care ⁽³⁾	118
Child care expenditures ⁽³⁾	\$0.2 mil

Youth Services

Youths committed	2
Average monthly youths in DYS custody	4

SFY-2004

(1) In SFY-2003 and SFY-2004 this reflects eligibles. In SFY-2002 people receiving Medicaid services were reported.
 (2) Excludes Buy-In.
 (3) Methodology has been revised for SFY-2004. Do not compare across years.

WEBSTER



QUICK FACTS ABOUT DSS IN WEBSTER COUNTY

Medicaid/MC+

Number of people eligible for Medicaid/MC+ services ⁽¹⁾	6,248
Medicaid/MC+ dollars spent in state fiscal year 2004 ⁽²⁾	\$24.6 mil
Estimated portion of \$24.6 mil that was federal dollars	\$15.1 mil
Medicaid/MC+ dollars for inpatient hospital services	\$2.8 mil
Medicaid/MC+ dollars for physician services	\$2.8 mil
Medicaid/MC+ dollars for nursing home services	\$3.6 mil
Medicaid/MC+ dollars for pharmacy services	\$7.9 mil
Medicaid/MC+ dollars for managed care payments	NA

Family Support

Child support collections (IV-D and non-IV-D)	\$3.4 mil
Average monthly temporary assistance families	182
Total temporary assistance payments	\$0.5 mil
Average monthly food stamp benefit recipients	3,999
Total food stamp benefits received	\$3.6 mil

Child Welfare

Children involved in hotline reports	650
Children with probable cause abuse or neglect	73
Children with family assessments	323
Children in custody during SFY-2004	51
Average monthly children in custody	26
Children adopted	14
Total Children's Services expenditures	\$0.5 mil
Average monthly children receiving subsidized child care ⁽³⁾	163
Child care expenditures ⁽³⁾	\$0.3 mil

Youth Services

Youths committed	4
Average monthly youths in DYS custody	11

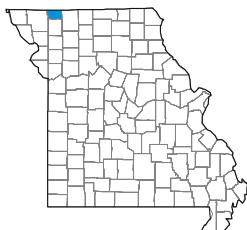
SFY-2004

(1) In SFY-2003 and SFY-2004 this reflects eligibles. In SFY-2002 people receiving Medicaid services were reported.

(2) Excludes Buy-In.

(3) Methodology has been revised for SFY-2004. Do not compare across years.

WORTH



QUICK FACTS ABOUT DSS IN WORTH COUNTY

Medicaid/MC+

Number of people eligible for Medicaid/MC+ services ⁽¹⁾	386
Medicaid/MC+ dollars spent in state fiscal year 2004 ⁽²⁾	\$2.0 mil
Estimated portion of \$2.0 mil that was federal dollars	\$1.3 mil
Medicaid/MC+ dollars for inpatient hospital services	\$0.2 mil
Medicaid/MC+ dollars for physician services	\$0.2 mil
Medicaid/MC+ dollars for nursing home services	\$0.5 mil
Medicaid/MC+ dollars for pharmacy services	\$0.6 mil
Medicaid/MC+ dollars for managed care payments	NA

Family Support

Child support collections (IV-D and non-IV-D)	\$0.2 mil
Average monthly temporary assistance families	8
Total temporary assistance payments	\$21,540
Average monthly food stamp benefit recipients	238
Total food stamp benefits received	\$0.2 mil

Child Welfare

Children involved in hotline reports	44
Children with probable cause abuse or neglect	5
Children with family assessments	33
Children in custody during SFY-2004	7
Average monthly children in custody	5
Children adopted	0
Total Children's Services expenditures	\$28,594
Average monthly children receiving subsidized child care ⁽³⁾	3
Child care expenditures ⁽³⁾	\$3,875

Youth Services

Youths committed	1
Average monthly youths in DYS custody	3

SFY-2004

(1) In SFY-2003 and SFY-2004 this reflects eligibles. In SFY-2002 people receiving Medicaid services were reported.
 (2) Excludes Buy-In.
 (3) Methodology has been revised for SFY-2004. Do not compare across years.

WRIGHT



QUICK FACTS ABOUT DSS IN WRIGHT COUNTY

Medicaid/MC+

Number of people eligible for Medicaid/MC+ services ⁽¹⁾	5,402
Medicaid/MC+ dollars spent in state fiscal year 2004 ⁽²⁾	\$21.7 mil
Estimated portion of \$21.7 mil that was federal dollars	\$13.3 mil
Medicaid/MC+ dollars for inpatient hospital services	\$2.3 mil
Medicaid/MC+ dollars for physician services	\$2.8 mil
Medicaid/MC+ dollars for nursing home services	\$2.6 mil
Medicaid/MC+ dollars for pharmacy services	\$7.3 mil
Medicaid/MC+ dollars for managed care payments	NA

Family Support

Child support collections (IV-D and non-IV-D)	\$2.1 mil
Average monthly temporary assistance families	221
Total temporary assistance payments	\$0.6 mil
Average monthly food stamp benefit recipients	3,933
Total food stamp benefits received	\$3.4 mil

Child Welfare

Children involved in hotline reports	464
Children with probable cause abuse or neglect	85
Children with family assessments	305
Children in custody during SFY-2004	62
Average monthly children in custody	40
Children adopted	2
Total Children's Services expenditures	\$0.4 mil
Average monthly children receiving subsidized child care ⁽³⁾	111
Child care expenditures ⁽³⁾	\$0.2 mil

Youth Services

Youths committed	1
Average monthly youths in DYS custody	5

SFY-2004

(1) In SFY-2003 and SFY-2004 this reflects eligibles. In SFY-2002 people receiving Medicaid services were reported.
 (2) Excludes Buy-In.
 (3) Methodology has been revised for SFY-2004. Do not compare across years.